


Parts Catalog

Mazda MX-5 MIATA
U.S.A.
(97)



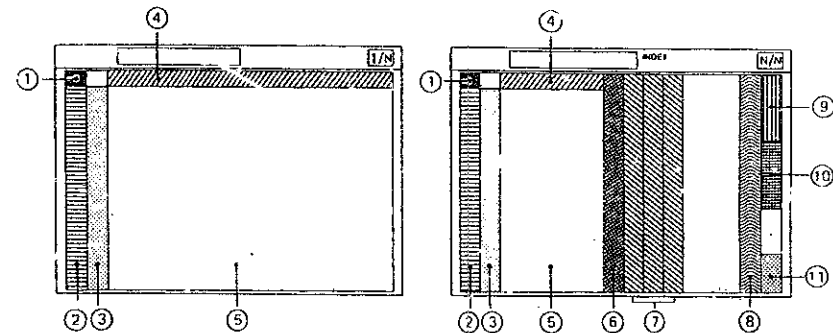
NA35 • -700001-800000

Jul. '98 (FINAL)
Catalog No. AU-NA06-03

mazda
© 1998 Mazda Motor Corporation

LAYOUT OF CONTENTS / DISPOSITION TYPOGRAPHIQUE DE CONTENU / DISPOSICION DEL CONTENIDO / ANORDNUNG DES INHALTS

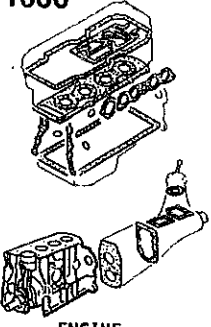
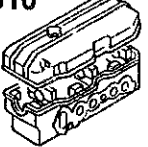
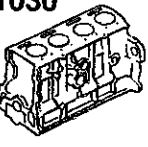
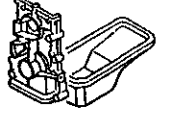

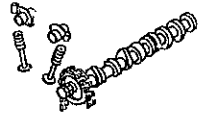

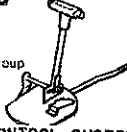
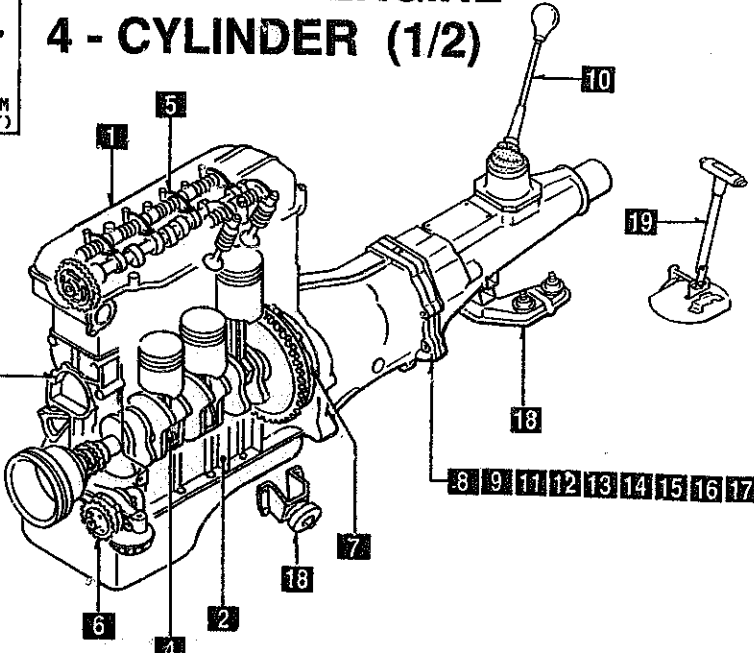
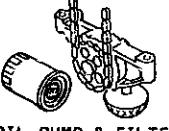



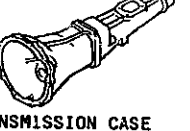


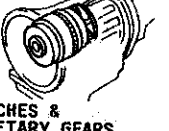



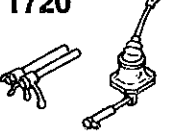
- The following is a typical example of the layout of contents on Mazda microfiche parts catalog.
- Voici un exemple typique de la disposition typographique de contenu dans les microfiches de catalogue des pièces de Mazda.
- El siguiente es un ejemplo típico de la disposición del contenido en una microficha del catálogo de repuestos de Mazda.
- Folgendes ist ein typisches Beispiel der Inhaltsanordnung des Mazda-Mikrofiche-Teilekatalogs.



Remark : The items listed under ④ have been deleted from each fiche since Dec. '93

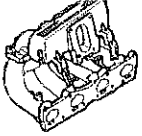
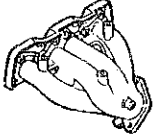
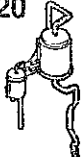
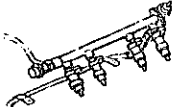
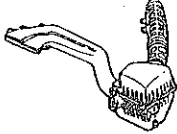
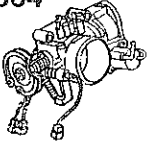
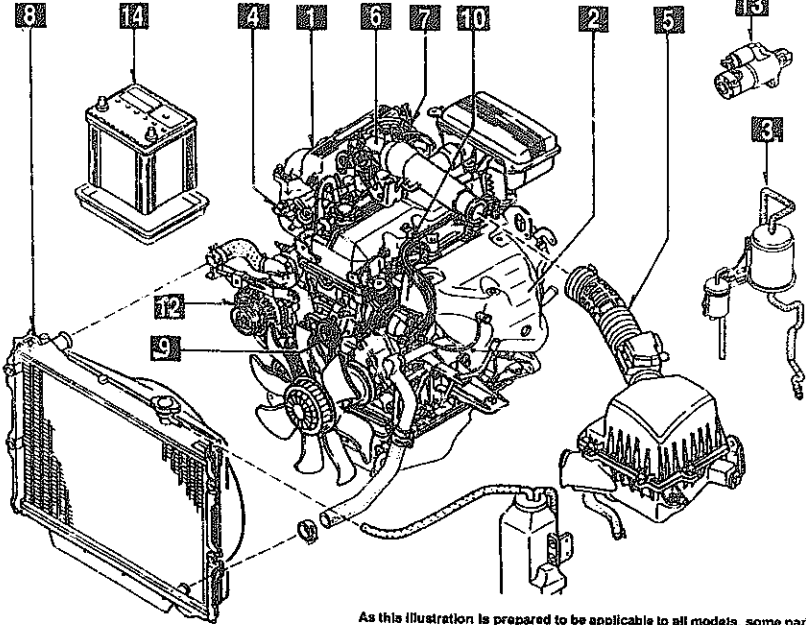
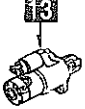

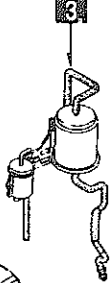
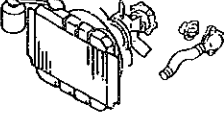
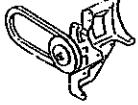

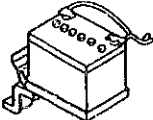

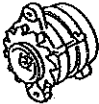
- | | | |
|--|---|---|
| ① • Layout of contents
• Disposition Typographique de Contenu
• Disposición del contenido
• Anordnung des Inhalts | ② • Pictorial Index
• Index par Schémas
• Índice Gráfico
• Illustrierter Index | ③ • Master Section No. Index
• Index des Numéros des Sections Totale
• índice del Número de la Sección Maestra
• Hauptabschnittsnummer-Index |
| ④ • Section No. Index for the Column
• Index des Numéros des Sections pour les Colonnes
• N° de la Sección para el Índice
• Abschnittsnummer-Index für die Spalte | ⑤ • Illustration & Text
• Illustrations et Textes
• Ilustración y Texto
• Abbildung und Text | ⑥ • Part No. Index
• Index des Numéros des Pièces
• Índice del N° de Pieza
• Teile-Nr.-Index |
| ⑦ • Alphabetical Index
• Index Alphabétique
• Índice Alfabético
• Alphabetischer Index | ⑧ • Model Identification
• Identification des Modèles
• Identificación del Modelo
• Modell-Kennzeichnung | ⑨ • Vehicle Identification System
• Système d'identification de Véhicule
• Sistema de Identificación de Vehículo
• Fahrzeug-Identifikations-system |

PICTORIAL INDEX

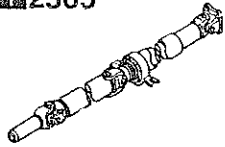
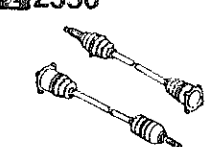


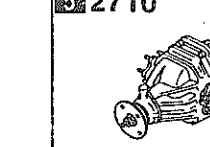


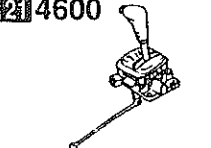
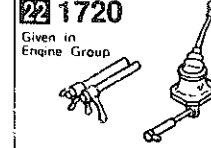
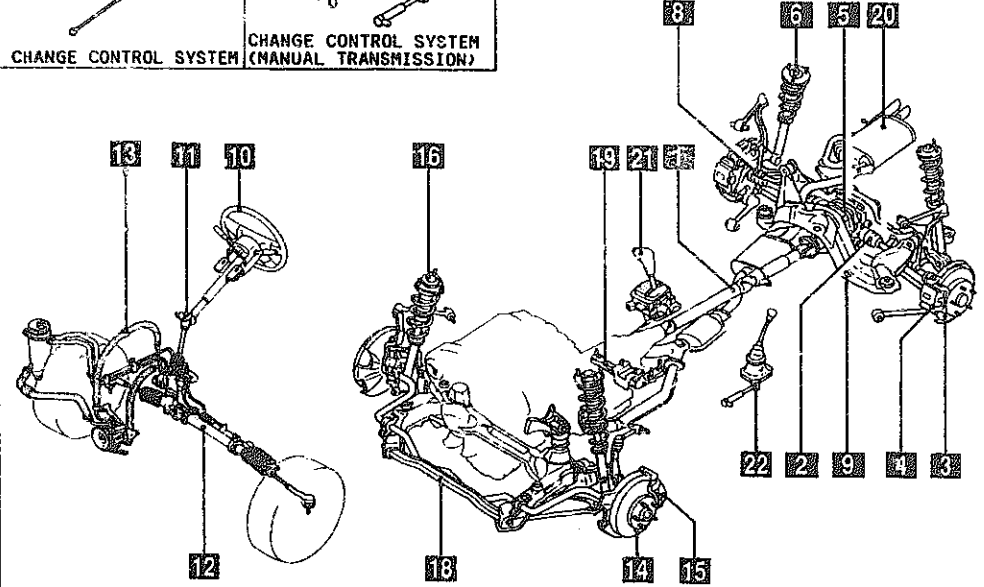
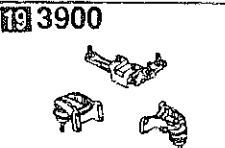
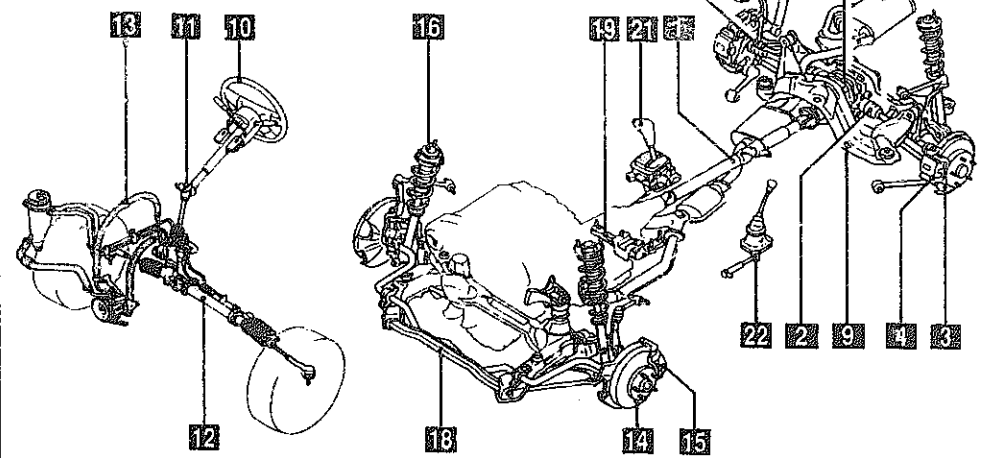
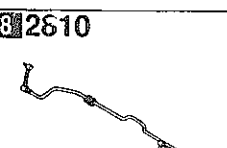
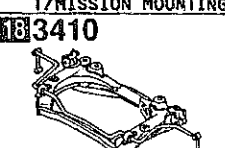
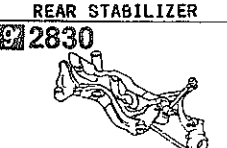



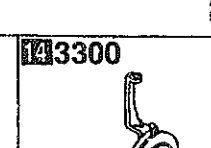

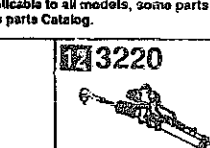
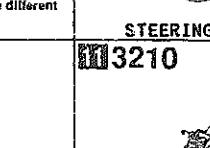
<p>1000</p>  <p>ENGINE & GASKET SETS</p>	<p>11 1010</p>  <p>CYLINDER HEAD & COVER</p>	<p>12 1030</p>  <p>CYLINDER BLOCK</p>	<p>13 1040</p>  <p>OIL PAN & TIMING COVER</p>	<p>14 1100</p>  <p>PISTON, CRANKSHAFT & FLYWHEEL</p>	<p>15 1200</p>  <p>VALVE SYSTEM</p>
<p>18 3900</p>  <p>ENGINE & T/MISSION MOUNTINGS</p>	<p>19 4600</p>  <p>CHANGE CONTROL SYSTEM (AT)</p>	<p style="text-align: center;">GASOLINE ENGINE 4 - CYLINDER (1/2)</p> 			<p>16 1400</p>  <p>OIL PUMP & FILTER</p>
<p>17 1960</p>  <p>GASKET & SEAL KIT (AUTOMATIC)</p>	<p>17 1600</p>  <p>CLUTCH DISC & COVER (MANUAL)</p>				
<p>16 1950</p>  <p>MANUAL LINKAGE SYSTEM (AUTOMATIC)</p>	<p>18 1700</p>  <p>TRANSMISSION CASE (MANUAL)</p>				
<p>15 1940</p>  <p>GOVERNOR, LOW & REVERSE PISTON (AUTOMATIC)</p>	<p>19 1710</p>  <p>TRANSMISSION GEARS (MANUAL)</p>				
<p>14 1930</p>  <p>CLUTCHES & PLANETARY GEARS (AUTOMATIC)</p>	<p>13 1925</p>  <p>CONTROL VALVE (AUTOMATIC)</p>	<p>12 1920</p>  <p>TRANSMISSION CASE & MAIN CONTROL SYSTEM (AUTOMATIC)</p>	<p>11 1910</p>  <p>TORQUE CONVERTER, OIL PUMP & PIPINGS (AUTOMATIC)</p>	<p>10 1720</p>  <p>CHANGE CONTROL SYSTEM (MANUAL)</p>	

As this illustration is prepared to be applicable to all models, some parts are different in specifications from parts listed in this parts Catalog.

PICTORIAL INDEX

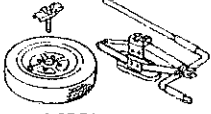
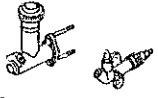


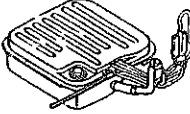
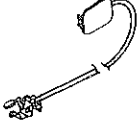
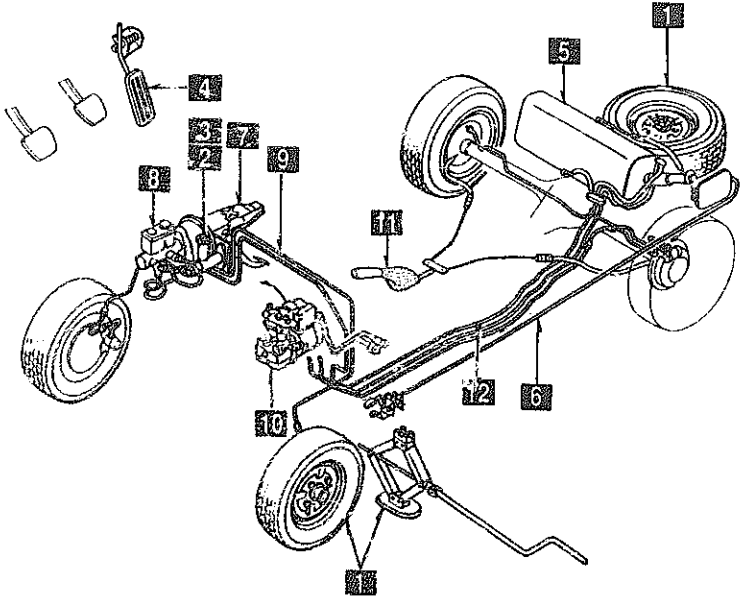

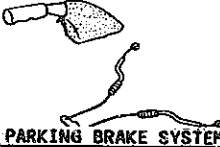

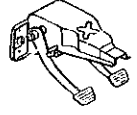
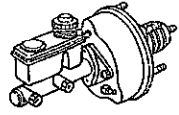
1 1300  INLET MANIFOLD	2 1310  EXHAUST MANIFOLD	3 1320  FUEL SYSTEM	4 1325  FUEL DISTRIBUTOR	5 1330  AIR CLEANER	6 1364  THROTTLE BODY
<h3 style="margin: 0;">GASOLINE ENGINE 4 - CYLINDER (2/2)</h3>  <p style="font-size: small; text-align: center;">As this illustration is prepared to be applicable to all models, some parts are different in specifications from parts listed in this parts Catalog.</p>					
				13  EMISSION CONTROL SYSTEM (INLET SIDE)	7 1370  EMISSION CONTROL SYSTEM (INLET SIDE)
				3  COOLING SYSTEM	8 1500  COOLING SYSTEM
					9 1580  BRACKET, PULLEY & BELT
					10 1800  ENGINE ELECTRICAL SYSTEM
		14 1850  BATTERY	11 1840  STARTER	12 1830  ALTERNATOR	

PICTORIAL INDEX



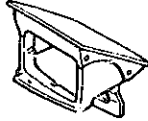
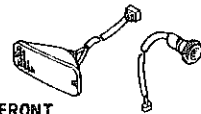

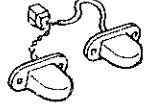
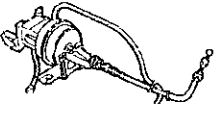
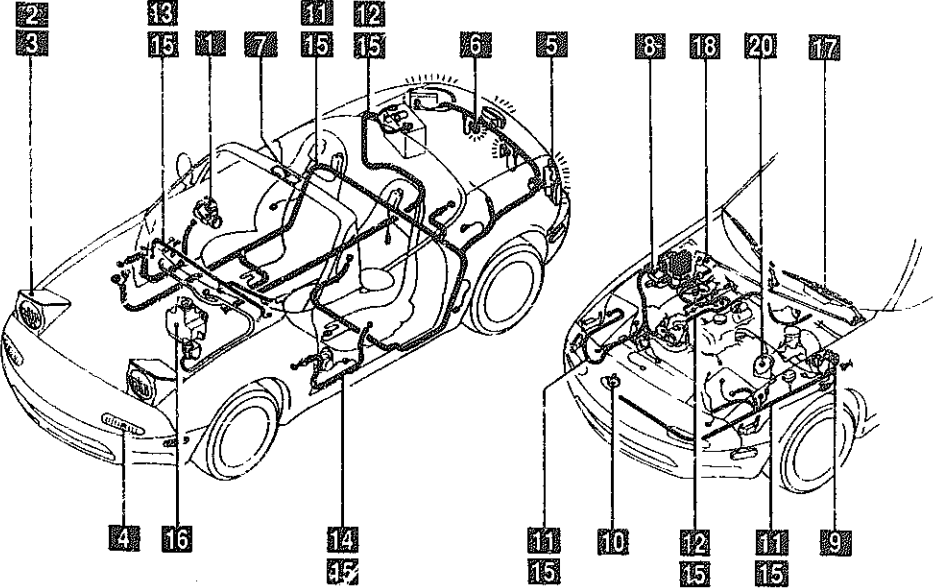
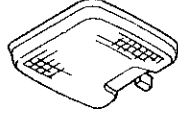




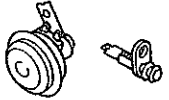
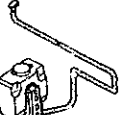


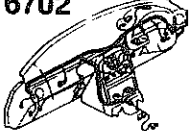


<p>1 2505</p>  <p>REAR PROPELLER SHAFT</p>	<p>2 2550</p>  <p>REAR DRIVE SHAFT</p>	<p>3 2600</p>  <p>REAR AXLE</p>	<p>4 2610</p>  <p>REAR BRAKE MECHANISMS</p>	<p>5 2710</p>  <p>REAR DIFFERENTIALS</p>	<p>6 2800</p>  <p>REAR SUSPENSION MECHANISMS</p>	
<p>20 4000</p>  <p>EXHAUST SYSTEM</p>	<p>21 4600</p>  <p>CHANGE CONTROL SYSTEM</p>	<p>22 1720 Given in Engine Group</p>  <p>CHANGE CONTROL SYSTEM (MANUAL TRANSMISSION)</p>	<h2 style="margin: 0;">CHASSIS (1/2)</h2> 			<p>7</p>
<p>19 3900</p>  <p>ENGINE & T/MISSION MOUNTINGS</p>	<p>13 11 10 15 19 21 22 2 9 4 3</p> 			<p>8 2610</p>  <p>REAR STABILIZER</p>		
<p>18 3410</p>  <p>CROSSMEMBER & STABILIZER</p>				<p>9 2830</p>  <p>REAR LOWER ARMS & SUB FRAME</p>		
<p>17</p>				<p>10 3200</p>  <p>STEERING WHEEL</p>		
<p>16 3400</p>  <p>FRONT SUSPENSION MECHANISMS</p>	<p>15 3310</p>  <p>FRONT BRAKE MECHANISMS</p>	<p>14 3300</p>  <p>FRONT AXLE</p>	<p>13 3240</p>  <p>POWER STEERING SYSTEM (FRONT)</p>	<p>12 3220</p>  <p>STEERING GEAR</p>	<p>11 3210</p>  <p>STEERING COLUMN & SHAFTS</p>	

As this illustration is prepared to be applicable to all models, some parts are different in specific models from parts listed in this parts Catalog.



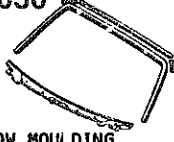

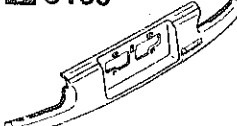
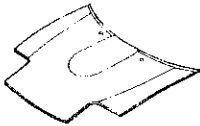

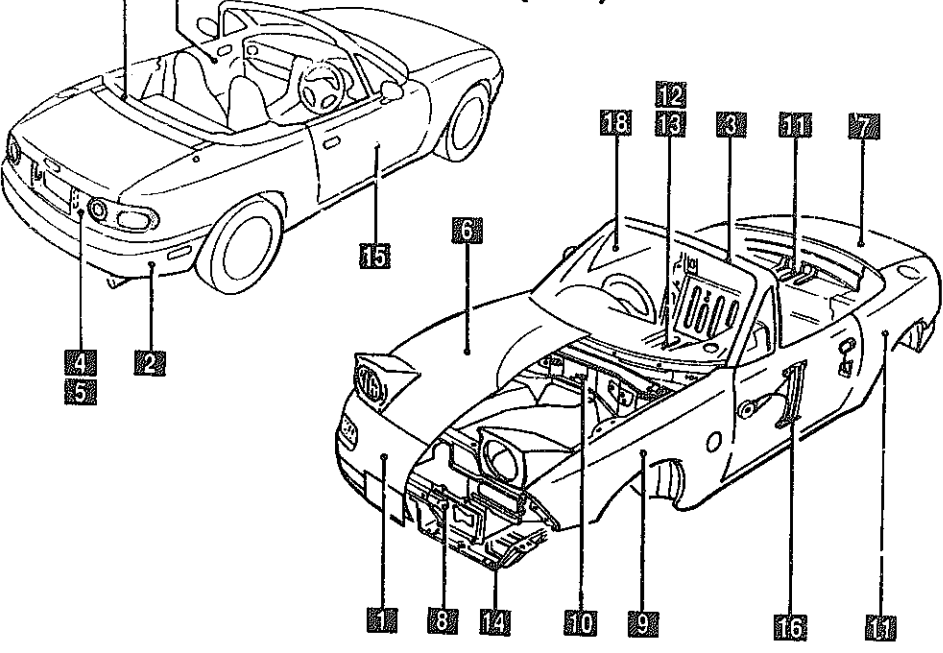


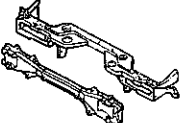
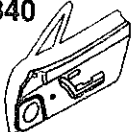
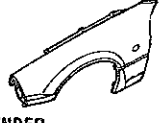
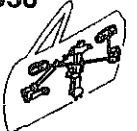
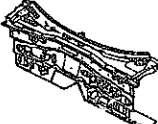
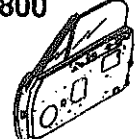


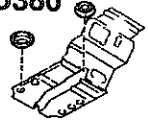
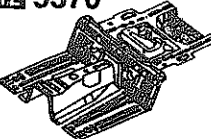
PICTORIAL INDEX

1 3700  TIRES & JACK	2 4140  CLUTCH RELEASE & MASTER CYLINDERS	3 4145  CLUTCH PIPINGS	4 4160  ACCELERATOR CONTROL SYSTEM	5 4200  FUEL TANK	6 4210  FUEL LID OPENER
<h3 style="margin: 0;">CHASSIS (2/2)</h3> 					
As this illustration is prepared to be applicable to all models, some parts are different in specification from parts listed in this parts Catalog.					
				12 4500  FUEL PIPINGS	11 4400  PARKING BRAKE SYSTEM
				9 4360  BRAKE PIPINGS	7 4300  CLUTCH & BRAKE PEDALS
				8 4340  BRAKE MASTER CYLINDER & POWER BRAKE	

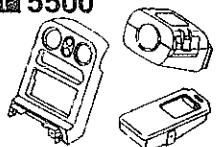

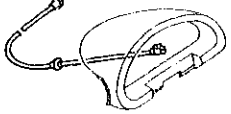
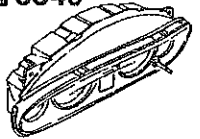
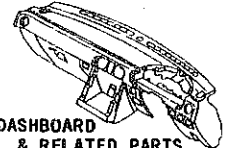
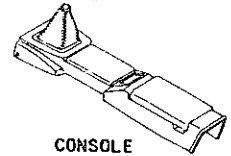
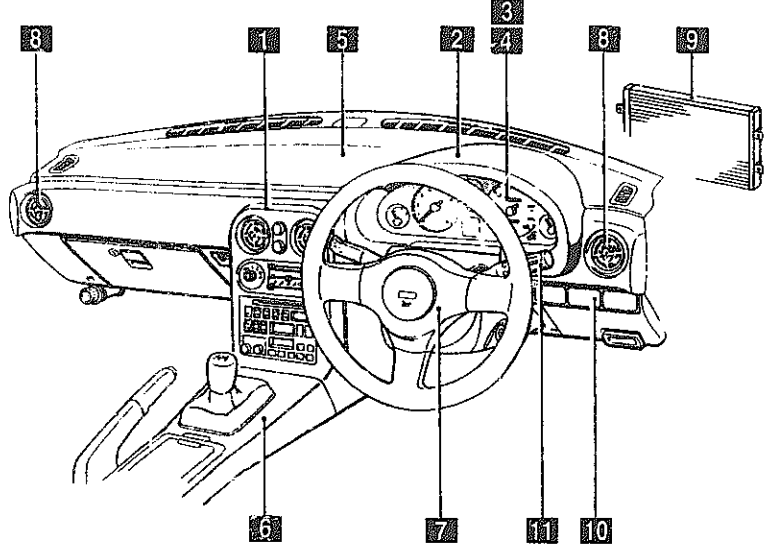

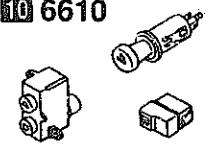

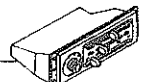
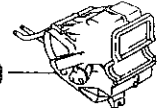
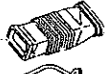
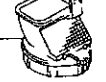
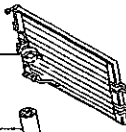



PICTORIAL INDEX

<p>1 0900</p>  <p>KEY SETS</p>	<p>2 5100</p>  <p>HEAD LAMPS</p>	<p>3 5103</p>  <p>HEAD LAMP RETRACTORS</p>	<p>4 5105</p>  <p>FRONT COMBINATION LAMPS</p>	<p>5 5110</p>  <p>REAR COMBINATION LAMPS</p>	<p>6 5120</p>  <p>LICENSE LAMPS</p>
<p>20 6640</p>  <p>AUTO CRUISE CONTROL SYSTEM</p>	<p style="font-size: 1.5em; font-weight: bold;">BODY (1/4)</p> 				<p>7 5125</p>  <p>INTERIOR LAMPS</p>
<p>19</p>					<p>8 6600</p>  <p>SWITCHES & RELAYS (ENGINE)</p>
<p>18 6740</p>  <p>WIPER MOTOR COMPONENTS (FRONT)</p>					<p>9 6630</p>  <p>RELAYS & UNIT (BODY)</p>
<p>17 6730</p>  <p>WINDSHIELD WIPERS</p>					<p>10 6635</p>  <p>DOOR SWITCH & HORNS</p>
<p><i>As this illustration is prepared to be applicable to all models, some parts are different in specifications from parts listed in this parts Catalog.</i></p>					
<p>15 6720</p>  <p>WINDSHIELD WASHER</p>	<p>15 6704</p>  <p>WIRING HARNESS CLAMPS</p>	<p>14 6703</p>  <p>WIRING HARNESSSES (DOOR, FLOOR/CEILING)</p>	<p>13 6702</p>  <p>WIRING HARNESSSES (DASHBOARD)</p>	<p>12 6701</p>  <p>WIRING HARNESSSES (ENGINE & T/MISSION)</p>	<p>11 6700</p>  <p>WIRING HARNESSSES (FRONT & REAR)</p>

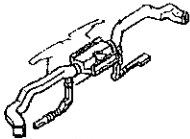


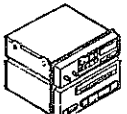
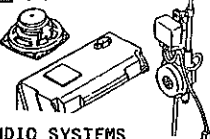
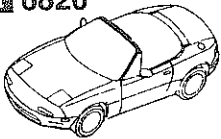
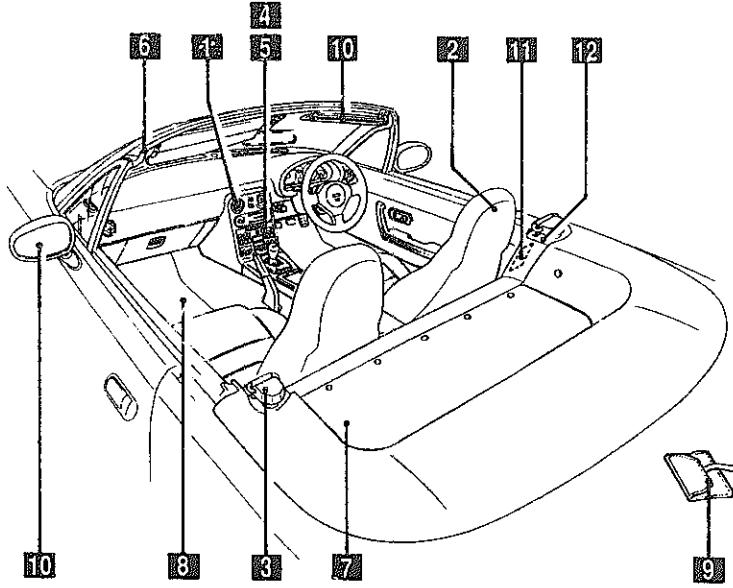
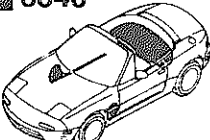
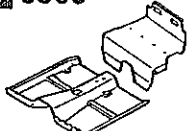

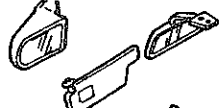


PICTORIAL INDEX

<p>1 5000</p>  <p>FRONT BUMPER</p>	<p>2 5010</p>  <p>REAR BUMPER</p>	<p>3 5030</p>  <p>WINDOW MOULDING & COWL GRILLES</p>	<p>4 5170</p>  <p>ORNAMENTS</p>	<p>5 5180</p>  <p>REAR FINISHER</p>	<p>6 5230</p>  <p>BONNET</p>
<p>BODY (2/4)</p>					
<p>19 6330</p>  <p>SUNROOF</p>					<p>7 5260</p>  <p>TRUNK LID</p>
<p>18 6300</p>  <p>WINDOW GLASSES</p>					<p>8 5310</p>  <p>FRONT PANELS</p>
<p>17 5840</p>  <p>FRONT DOOR TRIMS & RELATED PARTS</p>					<p>9 5320</p>  <p>FENDER & WHEEL APRON PANELS</p>
<p>16 5830</p>  <p>FRONT DOOR MECHANISMS</p>					<p>10 5330</p>  <p>DASH & COWL PANELS</p>
<p>15 5800</p>  <p>FRONT DOORS</p>					<p>11 5340</p>  <p>SIDE PANELS</p>
<p>14 5390</p>  <p>FLOOR ATTACHMENTS</p>	<p>13 5380</p>  <p>FLOOR ATTACHMENTS (HOLE COVERS)</p>	<p>12 5370</p>  <p>FLOOR PANELS</p>			

PICTORIAL INDEX

<p>1 5500</p>  <p>DASHBOARD EQUIPMENTS</p>	<p>2 5520</p>  <p>METER HOOD</p>	<p>3 5530</p>  <p>SPEEDOMETER CABLE</p>	<p>4 5540</p>  <p>METER COMPONENTS</p>	<p>5 5560</p>  <p>DASHBOARD & RELATED PARTS</p>	<p>6 5570</p>  <p>CONSOLE</p>
<h3 style="margin: 0;">BODY (3/4)</h3> 					
<p style="font-size: small;">As this illustration is prepared to be applicable to all models, some parts are different in specifications from parts listed in this parts catalog.</p>					
<div style="display: flex; justify-content: space-between;"> <div style="width: 48%; padding: 5px;"> <p>11 6611</p>  <p>COMBINATION SWITCH</p> </div> <div style="width: 48%; padding: 5px;"> <p>10 6610</p>  <p>DASHBOARD SWITCHES</p> </div> </div>					
<div style="display: flex; justify-content: space-between;"> <div style="width: 48%; padding: 5px;"> <p>7 5795</p>  <p>AIR BAG</p> </div> <div style="width: 48%; padding: 5px;"> <p>8</p>  <p>6115</p>  <p>6110</p>  <p>6100</p>  <p>6120</p> <p>HEATER</p> </div> </div>					
<div style="display: flex; justify-content: space-between;"> <div style="width: 48%; padding: 5px;"> <p>9</p>  <p>6130</p>  <p>6135</p>  <p>6140</p> </div> <div style="width: 48%; padding: 5px;"> <p>6150</p>  <p>6150</p> <p>AIR CONDITIONER</p> </div> </div>					

PICTORIAL INDEX

1 5580  VENTILATOR	2 5700  SEATS	3 5790  SEAT BELTS	4 6680  AUDIO SYSTEMS (RADIO & TAPE DECK)	5 6682  AUDIO SYSTEMS (ANTENNA & SPEAKER)	6 6820  FRONT HEADER TRIM & PILLAR TRIMS
<h3 style="margin: 0;">BODY (4/4)</h3>  <p style="font-size: small; text-align: center;">As this illustration is prepared to be applicable to all models, some parts are different in specifications from parts listed in this parts Catalog.</p>					
					7 6840  TRIMS & SCUFF PLATES
					8 6860  FLOOR MATS & PADS
					9 6870  SERVICE TOOLS
					10 6900  VISORS, ASSIST HANDLES & MIRRORS
				12 7250  QUARTER WINDOW & TRIMS	11 6930  CAUTION PLATES & LABELS

SECTION NAME INDEX (BODY)

LO.NO	SEC.NO	SECTION NAME	LO.NO	SEC.NO	SECTION NAME	LO.NO	SEC.NO	SECTION NAME
2-C10	0900	KEY SETS	3-C04	6100	HEATER	3-L09	6900	SUN VISORS, ASSIST HANDLES & MIRRORS
2-E10	5000	FRONT BUMPER	3-D04	6110	HEATER UNIT COMPONENTS	3-C10	6930	CAUTION PLATES & LABELS
2-H10	5010	REAR BUMPER	3-E04	6115	HEATER CONTROL COMPONENTS	3-E10	7250	QUARTER WINDOW & TRIMS
2-J10	5030	WINDOW MOULDING & COWL GRILLES	3-F04	6120	HEATER BLOWER COMPONENTS			
2-K10	5100	HEAD LAMPS	3-G04	6130	AIR CONDITIONER			
2-L10	5103	HEAD LAMP RETRACTORS	3-L04	6135	AIR CONDITIONING COOLING PIPE O-RING			
2-C11	5105	FRONT COMBINATION LAMPS	3-M04	6140	AIR CONDITIONING COMPRESSOR COMPONENTS			
2-E11	5110	REAR COMBINATION LAMPS	3-C05	6150	AIR CONDITIONING COOLING UNIT			
2-I11	5120	LICENSE LAMPS	3-D05	6300	WINDOW GLASSES			
2-J11	5125	INTERIOR LAMPS	3-E05	6330	SUN ROOF			
2-K11	5170	ORNAMENTS	3-F06	6600	ENGINE SWITCHES & RELAYS			
2-L11	5180	REAR FINISHER	3-K06	6610	DASHBOARD SWITCHES			
2-M11	5230	BONNET	3-N06	6611	COMBINATION SWITCH			
2-C12	5260	TRUNK LID	3-N06	6630	BODY RELAYS & UNIT			
2-D12	5310	FRONT PANELS	3-D07	6635	DOOR SWITCH & HORNS			
2-E12	5320	FENDER & WHEEL APRON PANELS	3-E07	6640	AUTO CRUISE CONTROL SYSTEM			
2-H12	5330	DASH & COWL PANELS	3-F07	6680	AUDIO SYSTEMS (RADIO & TAPE DECK)			
2-I12	5340	SIDE PANELS	3-I07	6682	AUDIO SYSTEMS (ANTENNA & SPEAKER)			
2-C13	5370	FLOOR PANELS	3-L07	6700	FRONT & REAR WIPING HARNESSSES			
2-F13	5380	FLOOR ATTACHMENTS (HOLE COVERS)	3-C08	6701	ENGINE & TRANSMISSION WIRING HARNESSSES			
2-H13	5390	FLOOR ATTACHMENTS	3-E08	6702	DASHBOARD WIRING HARNESSSES			
2-C14	5500	DASHBOARD EQUIPMENTS	3-F08	6703	DOOR, FLOOR & CEILING WIRING HARNESSSES			
2-E14	5520	METER HOOD	3-G08	6704	WIRING HARNESS CLAMPS			
2-F14	5530	SPEEDOMETER CABLE	3-J08	6720	WINDSHIELD WASHER (W/O ANTI LOCK BRAKE)			
2-G14	5540	METER COMPONENTS	3-L08	6720 A	WINDSHIELD WASHER (W/ANTI LOCK BRAKE)			
2-I14	5560	DASHBOARD & RELATED PARTS	3-C09	6730	WINDSHIELD WIPERS			
2-L14	5570	CONSOLE	3-E09	6740	WIPER MOTOR COMPONENTS			
2-D15	5580	VENTILATOR	3-F09	6820	FRONT HEADER TRIM & PILLAR TRIMS			
2-F15	5700	SEATS	3-G09	6840	TRIMS & SCUFF PLATES			
2-H16	5790	SEAT BELTS	3-I09	6860	FLOOR MATS & PADS			
2-I16	5795	AIR BAG	3-K09	6870	SERVICE TOOLS			
2-J16	5800	FRONT DOORS						
3-C03	5830	FRONT DOOR MECHANISMS						
3-G03	5840	FRONT DOOR TRIMS & RELATED PARTS						

CATLOG-NO= AUNA06-03

DATE. 1998-07

PAGE. 3

SECTION NAME INDEX (ENGINE)

LO.NO	SEC.NO	SECTION NAME	LO.NO	SEC.NO	SECTION NAME	LO.NO	SEC.NO	SECTION NAME
1-C03	1000	ENGINE & GASKET SETS	1-N09	1950	AUTOMATIC TRANSMISSION MANUAL LINKAGE SYSTEM			
1-E03	1010	CYLINDER HEAD & COVER	1-D10	1960	AUTOMATIC TRANSMISSION GASKET & SEAL KIT			
1-G03	1030	CYLINDER BLOCK						
1-H03	1040	OIL PAN & TIMING COVER						
1-J03	1100	PISTON, CRANKSHAFT & FLYWHEEL						
1-M03	1200	VALVE SYSTEM						
1-C04	1300	INLET MANIFOLD						
1-D04	1310	EXHAUST MANIFOLD						
1-E04	1320	FUEL SYSTEM						
1-G04	1325	FUEL DISTRIBUTOR						
1-H04	1330	AIR CLEANER						
1-J04	1364	THROTTLE BODY						
1-K04	1370	EMISSION CONTROL SYSTEM (INLET SIDE)						
1-M04	1400	OIL PUMP & FILTER						
1-C05	1500	COOLING SYSTEM						
1-F05	1580	BRACKET, PULLEY & BELT						
1-C06	1600	CLUTCH DISC & COVER						
1-D06	1700	MANUAL TRANSMISSION CASE						
1-F06	1710	MANUAL TRANSMISSION GEARS						
1-K06	1720	MANUAL TRANSMISSION CHANGE CONTROL SYSTEM						
1-N06	1800	ENGINE ELECTRICAL SYSTEM						
1-D07	1830	ALTERNATOR						
1-F07	1840	STARTER (MT)						
1-H07	1840 A	STARTER (AT)						
1-J07	1850	BATTERY						
1-K07	1910	AUTOMATIC TRANSMISSION TORQUE CONVERTER, OIL PUMP & PIPINGS						
1-N07	1920	AUTOMATIC TRANSMISSION CASE & MAIN CONTROL SYSTEM						
1-H08	1925	AUTOMATIC TRANSMISSION CONTROL VALVE						
1-C09	1930	AUTOMATIC TRANSMISSION CLUTCHES & PLANETARY GEARS						
1-K09	1940	AUTOMATIC TRANSMISSION GOVERNOR, LOW & REVERSE PISTON						

CATLOG-NO= AUNA06-03

DATE. 1998-07

PAGE. 1

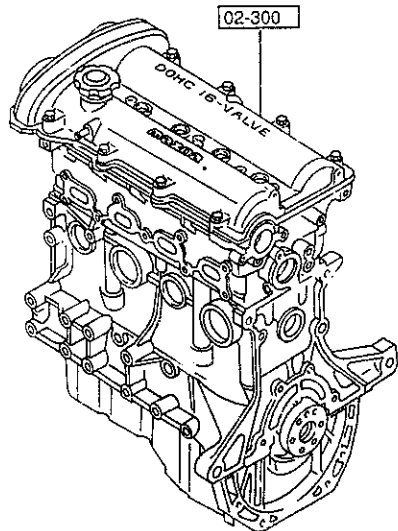
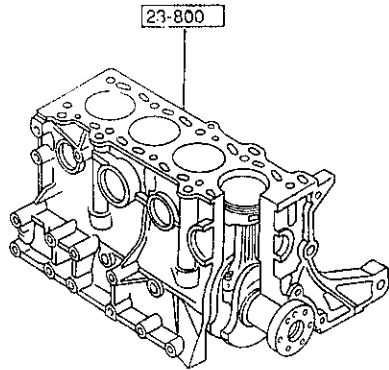
SECTION NAME INDEX (CHASSIS)

LO.NO	SEC.NO	SECTION NAME	LO.NO	SEC.NO	SECTION NAME	LO.NO	SEC.NO	SECTION NAME
2-C03	2505	REAR PROPELLER SHAFT	2-607	4340 A	BRAKE MASTER CYLINDER & POWER BRAKE (W/ANTI LOCK BRAKE)			
2-D03	2550	REAR DRIVE SHAFT	2-I07	4360	BRAKE PIPINGS (W/O ANTI LOCK BRAKE)			
2-E03	2600	REAR AXLE	2-K07	4360 A	BRAKE PIPINGS (W/ANTI LOCK BRAKE)			
2-F03	2610	REAR BRAKE MECHANISMS	2-C08	4370	ANTILOCK BRAKE SYSTEM			
2-H03	2710	REAR DIFFERENTIALS (NORMAL DIFF.)	2-F08	4400	PARKING BRAKE SYSTEM			
2-L03	2710 A	REAR DIFFERENTIALS (LIMITED SLIP DIFF.)	2-H08	4500	FUEL PIPINGS			
2-D04	2800	REAR SUSPENSION MECHANISMS	2-J08	4600	CHANGE CONTROL SYSTEM (AT)			
2-E04	2810	REAR STABILIZER						
2-F04	2830	REAR LOWER ARMS & SUB FRAME						
2-H04	3200	STEERING WHEEL						
2-I04	3210	STEERING COLUMN & SHAFTS						
2-J04	3220	STEERING GEAR (W/O POWER STEERING)						
2-L04	3220 A	STEERING GEAR (W/POWER STEERING)						
2-N04	3240	POWER STEERING SYSTEM						
2-D05	3300	FRONT AXLE						
2-F05	3310	FRONT BRAKE MECHANISMS						
2-G05	3400	FRONT SUSPENSION MECHANISMS						
2-J05	3410	CROSSMEMBER & STABILIZER						
2-K05	3700	TIRES & JACK						
2-C06	3900	ENGINE & T/MISSION MOUNTINGS						
2-D06	4000	EXHAUST SYSTEM						
2-E06	4140	HANDL TRANSMISSION CLUTCH REL EASE & MASTER CYLINDERS						
2-F06	4145	HANDL TRANSMISSION CLUTCH PIP INGS						
2-G06	4160	ACCELERATOR CONTROL SYSTEM						
2-H06	4200	FUEL TANK						
2-K06	4210	FUEL LID OPENER						
2-L06	4300	HANDL TRANSMISSION CLUTCH & B RAKE PEDALS						
2-C07	4300A	AUTOMATIC TRANSMISSION BRAKE P EDAL						
2-E07	4340	BRAKE MASTER CYLINDER & POWER BRAKE (W/O ANTI LOCK BRAKE)						

CATLOG-NO= AUNA06-03

DATE. 1998-07

PAGE. 2



AUNA06

- 1-SEAL, VALVE..... (8)
- 2-SEAL, VALVE..... (8)
- 3-GASKET, HEAD COVER..... (1)
- 4-GASKET, CYLINDER HEAD..... (1)
- 5-SEAL, OIL..... (1)
- 6-SEAL, OIL..... (2)
- 7-GASKET, IN. MANIFOLD..... (1)
- 8-GASKET, EX. MANIFOLD..... (1)
- 9-GASKET, THERMOSTAT COVER..... (2)
- 10-GASKET, W. PUMP INLET..... (1)
- 11-GASKET, OIL PAN..... (1)
- 12-GASKET, OIL PAN..... (1)
- 13-GASKET (L)..... (1)
- 14-GASKET (INN), TIMING BELT (L)..... (1)
- 15-GASKET (C), TIMING BELT (L)..... (1)
- 16-RUBBER, SEAL-SEAL PLATE..... (1)
- 17-SEAL, OIL-CRANKSHAFT..... (1)
- 18-RING, 'O'..... (1)
- 19-GASKET, WATER PUMP..... (1)
- 20-RING, 'O'..... (1)

NOTE

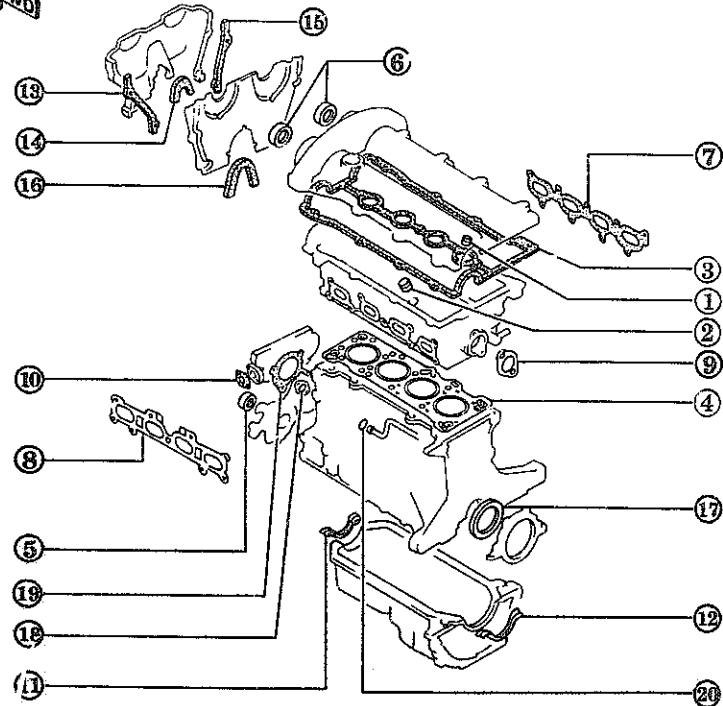
①...②⑩ ⇒ 10-271S
 THE D-CODE OF 10-271S CONSISTS OF
 FIGURE NUMBERS ① THROUGH ⑩.

NOTE

①...⑨ ⇒ 10-235S
 THE D-CODE OF 10-235S CONSISTS OF
 FIGURE NUMBERS ① THROUGH ⑨.

NOTE

⑦...⑩ ⇒ 02-310S
 THE D-CODE OF 02-310S CONSISTS OF
 FIGURE NUMBERS ⑦ THROUGH ⑩.

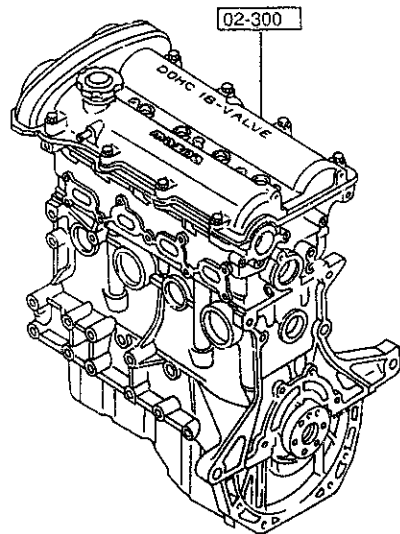
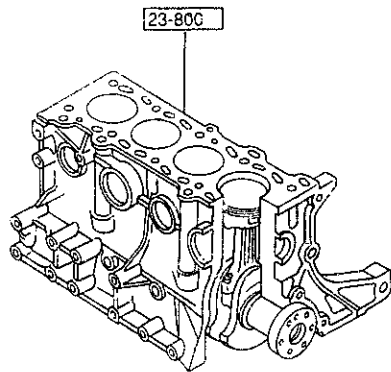


AU²A06

1000 ENGINE & GASKET SETS

(1/2)

1000 -1 * ENGINE & GASKET SETS



PART NO.	QTY	MOD' / RESTRICTION	MODEL / RESTRICTION	MODEL / RESTRICTION	FROM - TO
-----+ 02-300 -----+		ENGINE, PARTIAL			
BPS1-02-300	1				
-----+ 02-3105 -----+		GASKET SET, PARTIAL E NGINE			
BABA-02-310	1				
-----+ 10-2355 -----+		GASKET SET, CYL. HEAD			
*BAN2-10-235A	1				
-----+ 10-2715 -----+		GASKET SET, ENGINE			
BAN2-10-271B	1				
-----+ 23-800 -----+		ENGINE, SHORT			
BPF1-02-200A AN(BPF1-02-200B)	1				-7728
*BPF1-02-200B	1				7728-
7728 NA35*V-738940					

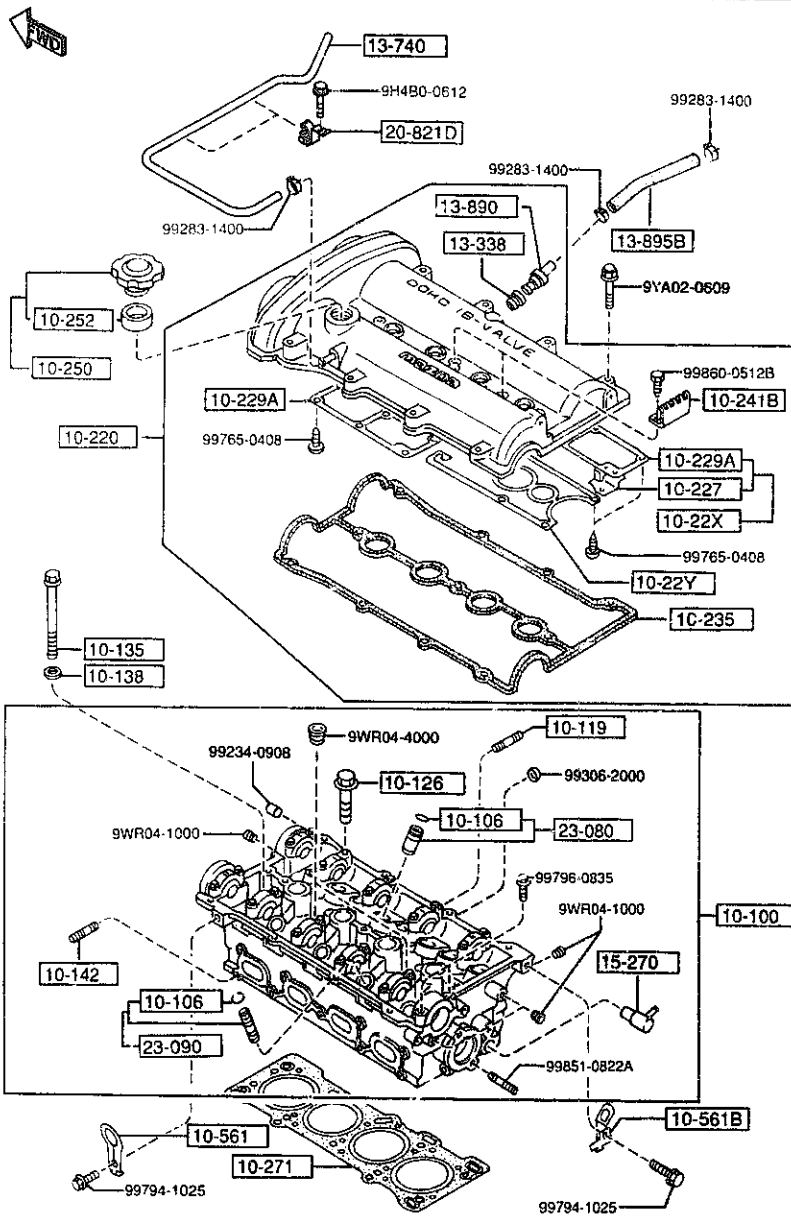
AUNA06

CAT. AUNAD6-03

1998-07

1010 CYLINDER HEAD & COVER

1010 -1 CYLINDER HEAD & COVER



PART NO.	QTY	MODEL / RESTRICTION	MODEL / RESTRICTION	MODEL / RESTRICTION	FROM TO
10-100		HEAD, CYLINDER			
BPE8-10-100A	1				
10-106		CLIP, VALVE GUIDE			
B660-10-106	16				
10-119		STUD			
FE4J-13-146	9				
10-126		BOLT, CAMSHAFT CAP			
KL02-10-126	20				
10-135		BOLT, CYLINDER HEAD			
B660-10-135A	10				
10-138		WASHER, PLAIN CYL. HEAD			
B630-10-138A	10				
10-142		STUD, EX. MANIFOLD			
B661-10-104	9				
10-22X		PLATE, OIL BAFFLE-IN. SIDE			
B61P-10-22X	1				
10-22Y		PLATE, OIL BAFFLE-EX. SIDE			
B657-10-22Y	1				
10-220		COVER, CYLINDER HEAD			
BPE8-10-210C	1				
10-227		PLATE, BAFFLE			
B61P-10-227	1				
10-229A		PLATE, OIL BAFFLE			
B657-10-225	2				
10-235		GASKET, HEAD COVER			
BP05-10-235C	1				
10-241B		PROTECTOR, HT. CORD-S. TANK			
BPE8-10-241	2				

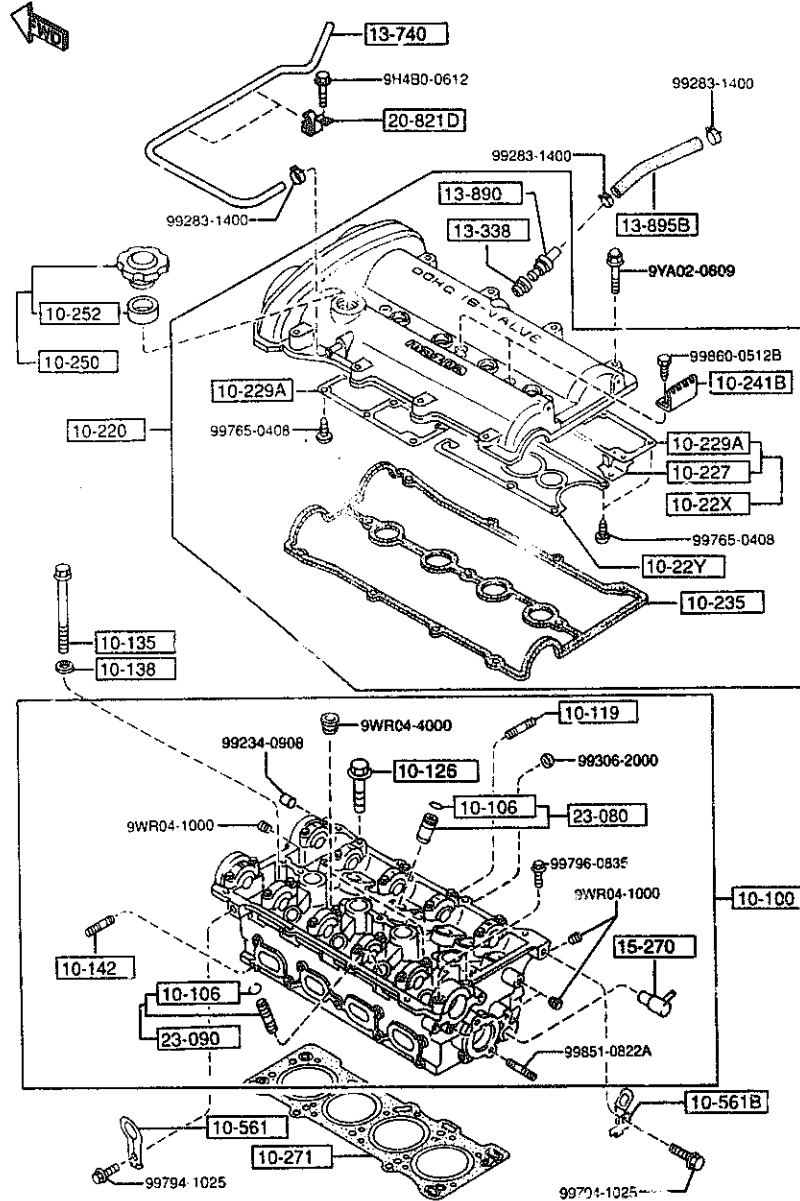
AUNA06

CAT. AUNA06-03

1998-07

1010 CYLINDER HEAD & COVER

1010 -2 * CYLINDER HEAD & COVER



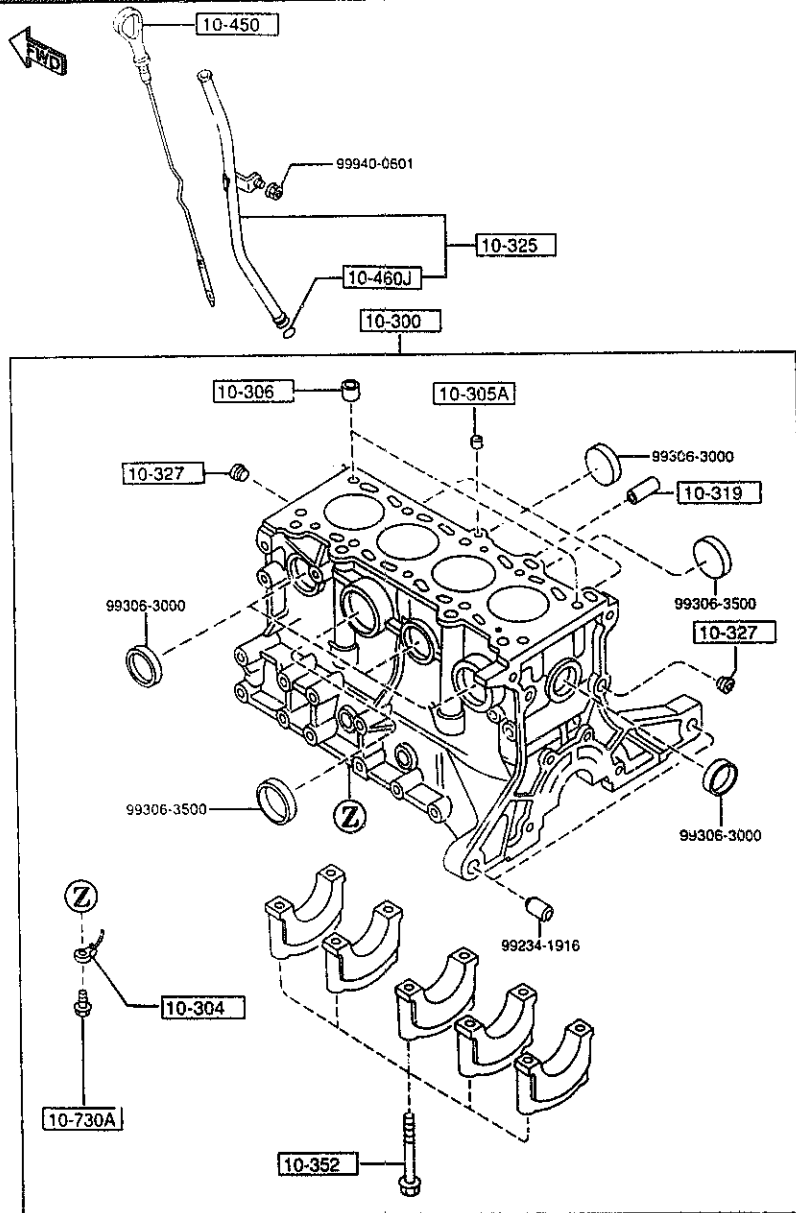
PART NO	QTY	MODEL / RESTRICTION	MODEL / RESTRICTION	MODEL / RESTRICTION	FROM - TO
10-250		CAP, OIL FILLER			
0453-10-250A	1				
10-252		GASKET			
0374-10-252	1				
10-271		GASKET, CYLINDER HEAD NON ASBESTOS			
BP26-10-271	1				
10-561		HANGER, ENGINE			
B660-10-561	1				
10-561B		HANGER, ENGINE-REAR			
BPE8-10-566A	1				
13-338		SEAL, RUBBER			
E301-13-338A	1				
13-740		HOSE, VENT.-PURGE CON T. V.			
BPE8-13-740A	1				
13-890		VALVE, P.C.V.			
BP05-13-890	1				
13-895B		HOSE, P.C.V.			
BPE8-13-895	1				
15-270		PIPE, WATER BY PASS			
BPE8-15-270	1				
20-821D		CLIP, HOSE			
BPE8-20-820	2				
23-080		GUIDE, VALVE			
B6Z1-10-280	8				
23-090		GUIDE, VALVE			
BPY0-10-290	8				

AUNA06

CAT. AUNA06-03

1998-07

1030 CYLINDER BLOCK



1030 -1 * CYLINDER BLOCK

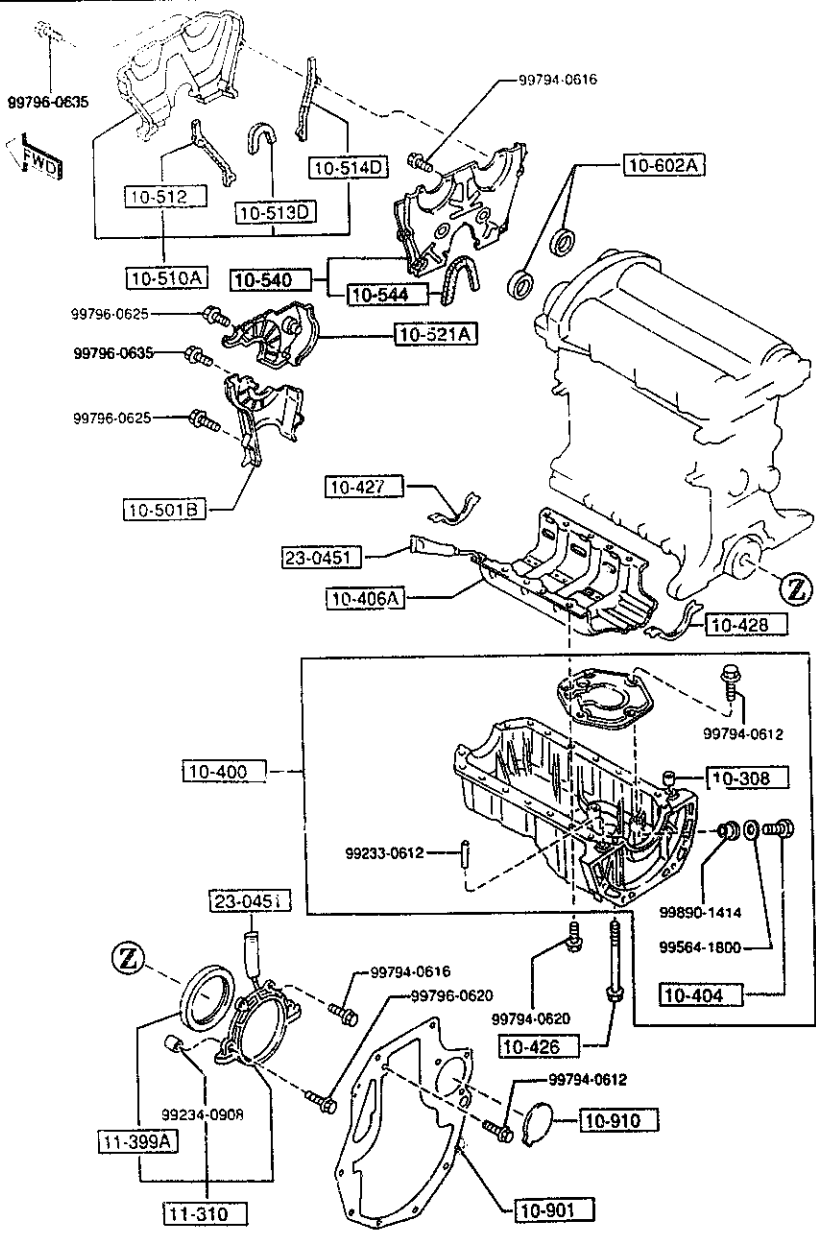
PART NO.	QTY	MODEL/RESTRICTION	MODEL/RESTRICTION	MODEL/RESTRICTION	FIG. 10
10-300		BLOCK, CYLINDER			
BP05-10-300N AN(BP05-10-300P)	1				-7728
*BP05-10-300P	1				7728-
10-304		JET, OIL			
BP01-10-580A	4				
10-305A		PLUG			
B366-10-305	1				
10-306		PIN, TUBULAR			
B630-10-306	2				
10-319		JOINT			
E586-10-319C	1				-7728
*BP4W-10-319	1				7728-
10-325		PIPE, OIL LEVEL GAUGE			
BPE8-10-440	1				
10-327		PLUG, BLIND			
0221-10-327	2				
10-352		BOLT, BEARING CAP			
B630-10-352	10				
10-450		GAUGE, OIL LEVEL			
BPE8-10-450	1				
10-460J		RING, "O"			
99541-00907	1				
10-730A		VALVE, OIL JET			
SE01-10-730	4				
7728 NA35*V-738940					

AUNA06

CAT. AUNA06-03

1998-07

1040 OIL PAN & TIMING COVER



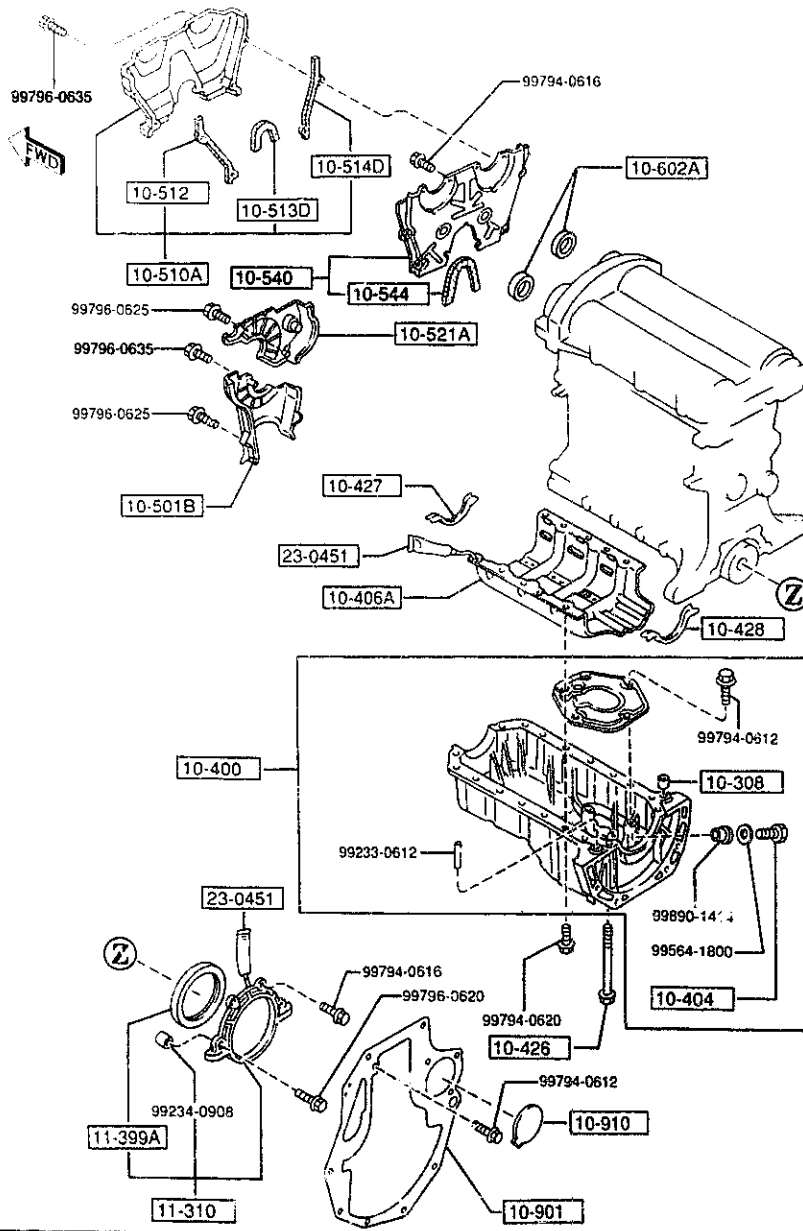
1040 -1 OIL PAN & TIMING COVER

PART NO.	QTY	MODEL/RESTRICTION	MODEL/RESTRICTION	MODEL/RESTRICTION	FROM TO
10-308		PIN,TUBULAR			
B6F4-10-308	1				
10-400		PAN,OIL			
BPE8-10-400A	1				
MBPY0-10-400B	1				
10-404		PLUG,DRAIN			
B6S7-10-404A	1				
10-406A		PLATE,OIL BAFFLE-CYL BLK			
BPE8-10-40Y	1				
10-426		BOLT			
B6S7-10-465	2				
10-427		GASKET,OIL PAN			
B6F4-10-427	1				
10-428		GASKET,OIL PAN			
B6F4-10-428	1				
10-501B		COVER,TIMING BELT-LW R DAIKYOH			
B660-10-501E	1				
10-510A		COVER(UP.),TIMING CH AIN			
B61P-10-510	1				
10-512		GASKET(L) NON ASBESTOS			
B61P-10-512	1				
10-513D		GASKET(INN),TIMING B ELT(L) NON ASBESTOS			
B61P-10-513	1				
10-514D		GASKET(C),TIMING BEL T(L) NON ASBESTOS			
B61P-10-514	1				
10-521A		COVER,TIMING BELT-C.			
7801 NA35*V-739024					

- 7801
7801 -

1040 -2 * OIL PAN & TIMING COVER

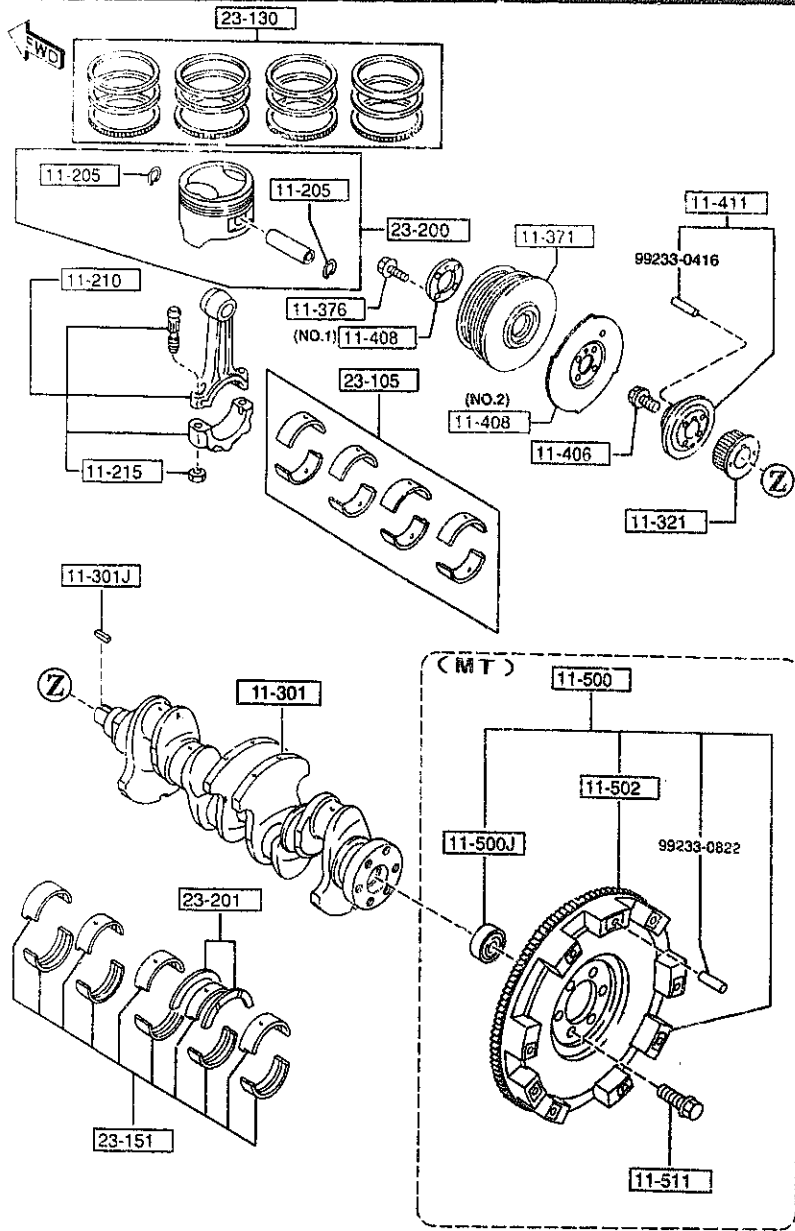
1040 OIL PAN & TIMING COVER



PART NO	QTY	MODEL/RESTRICTION	MODEL/RESTRICTION	MODEL/RESTRICTION	FROM TP
CONT'D					
B660-10-521B	1				
-----+ 10-540 -----+		PLATE, SEAL-T. BELT CO VER U			
B61P-10-540C	1				
-----+ 10-544 -----+		RUBBER, SEAL- SEAL PLA TE			
B61P-10-544	1				
-----+ 10-602A -----+		SEAL, OIL			
FS05-10-602A	2				
-----+ 10-901 -----+		PLATE, END			
B64J-10-901	1 (AT)				
B61P-10-901A A (B61P-10-901B)	1 (MT)				-7708
*B61P-10-901B	1 (MT)				7708-
-----+ 10-910 -----+		COVER, END PLATE			
B64J-10-903	1 (AT)				
-----+ 11-310 -----+		COVER, REAR			
B366-11-310C	1	RY0BI			
-----+ 11-399A -----+		SEAL, OIL-CRANKSHAFT			
BP05-11-312	1				
-----+ 23-0451 -----+		TUBE, SILICON			
8527-77-739	1				
7708 NA35*V-738592					

1100 PISTON, CRANKSHAFT & FLYWHEEL

1100 -1 PISTON, CRANKSHAFT & FLYWHEEL



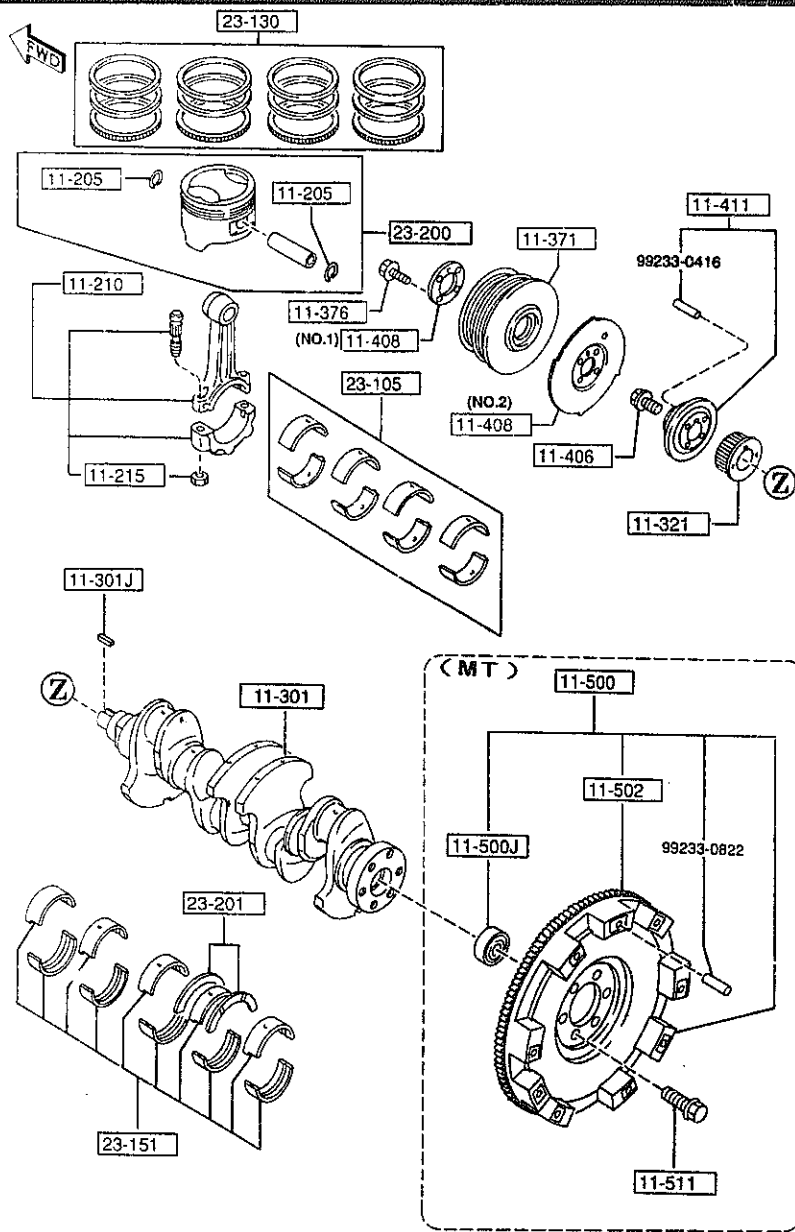
PART NO	QTY	MODEL/RESTRICTION	MODEL/RESTRICTION	MODEL/RESTRICTION	FIG. NO
11-205		CLIP			
0221-11-205	8				
11-210		ROD,CONNECTING			
B6S7-11-210E	4				
11-215		NUT,CONNECTING ROD			
B6S7-11-215A	8				
11-301		CRANKSHAFT			
BP06-11-300C	1				
11-301J		KEY,WOODRUFF-PULLEY			
B3C7-11-317	1				
11-321		PULLEY,TIMING BELT			
B3C7-11-321	1				
11-371		PULLEY,CRANKSHAFT			
BPD3-11-401A	1				-7801
*BPD4-11-401	1	NOK			7801-
11-376		BOLT,PULLEY			
JF01-11-405		NOK			-7623
AN(JF01-11-405A)	4				
*JF01-11-405A	4	OHSAKA RASHI (6X16)			7623-
11-406		BOLT,LOCK-C.SHAFT PULLEY			
B3C7-11-406	1				
11-408		PLATE,CRANKSHAFT PULLEY			
B6BF-11-408B	1	(ILLUST. NO.2)			
B3C7-11-408	1	(ILLUST. NO.1)			-7801
11-411		BOSS,PULLEY			
B6BF-11-409A	1				
11-500		WHEEL,FLY			
BPR7-11-500	1	(MT)			
7623 NA35*V-738188					
7801 NA35*V-739024					

AUNA06

CAT. AUMA06-03

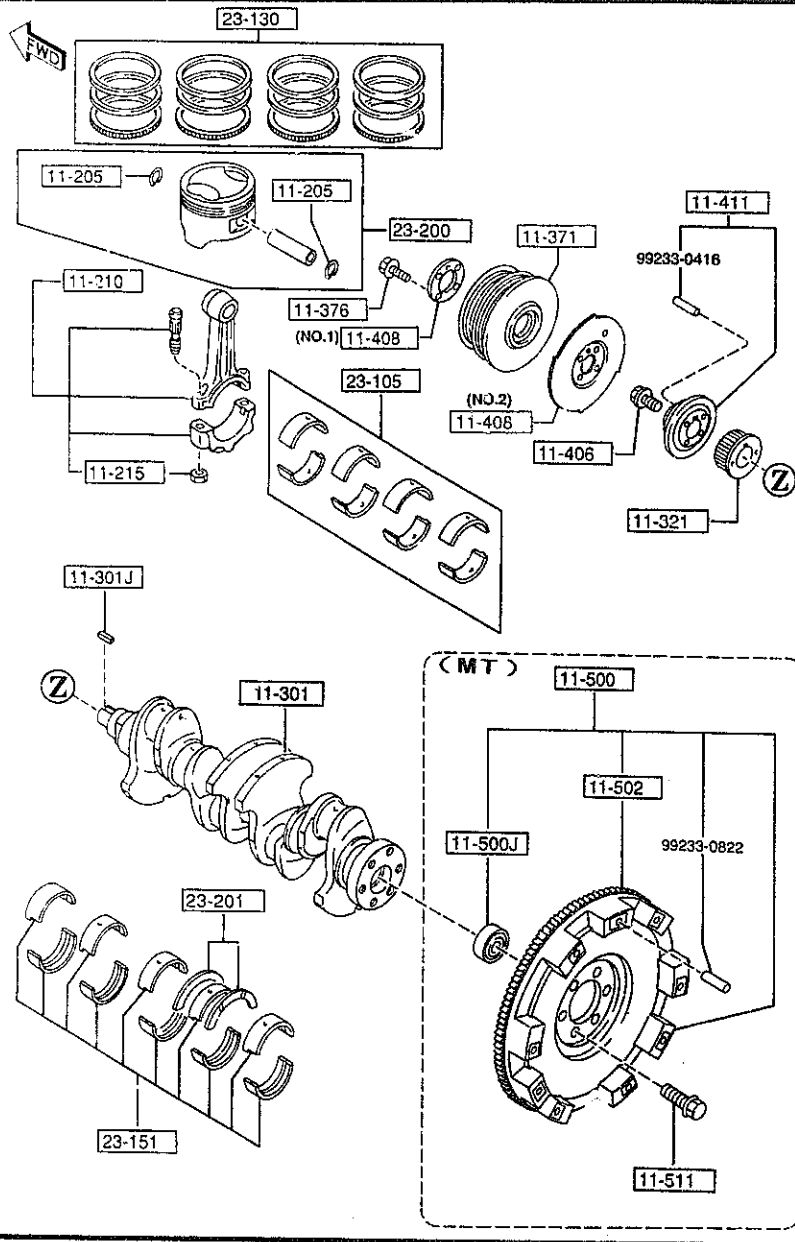
1998-07

1100 PISTON, CRANKSHAFT & FLYWHEEL



PART NO.	QTY	MODEL/RESTRICTION	MODEL/RESTRICTION	MODEL/RESTRICTION	FROM-10
11-500J		BEARING, BALL-FLY WHEEL			
F801-11-303	1	(MT)			
11-502		GEAR, RING-FLY WHEEL			
B367-11-502	1	YOSHIWA (MT)			
0110-11-502	1	KANDA (MT)			
11-511		BOLT, LOCK-FLYWHEEL			
F201-11-511A	6	(MT)			
23-105		METAL SET, CONN. ROD			
B6V2-11-SE0A	1	STD.			
B6V2-11-SFXA	1	O.S. 0.50			
B6V2-11-SFYA	1	O.S. 0.75			
B6V2-11-SFOA	1	O.S. 0.25			
23-130		RING SET, PISTON			
BPV1-11-SC0	1	STD.			
BPV1-11-SDX	1	O.S. 0.50			
BPV1-11-SD0	1	O.S. 0.25			
23-151		METAL SET, MAIN BRG			
B6V2-11-SG0	1	STD.			
D6V1-11-SHX	1	O.S. 0.50			
B6V1-11-SHY	1	O.S. 0.75			
B6V1-11-SH0	1	O.S. 0.25			
23-200		PISTON SET			
BPV1-11-SA0A	4	STD.			
BPV1-11-SBXA	4	O.S. 0.50			

1100 PISTON, CRANKSHAFT & FLYWHEEL



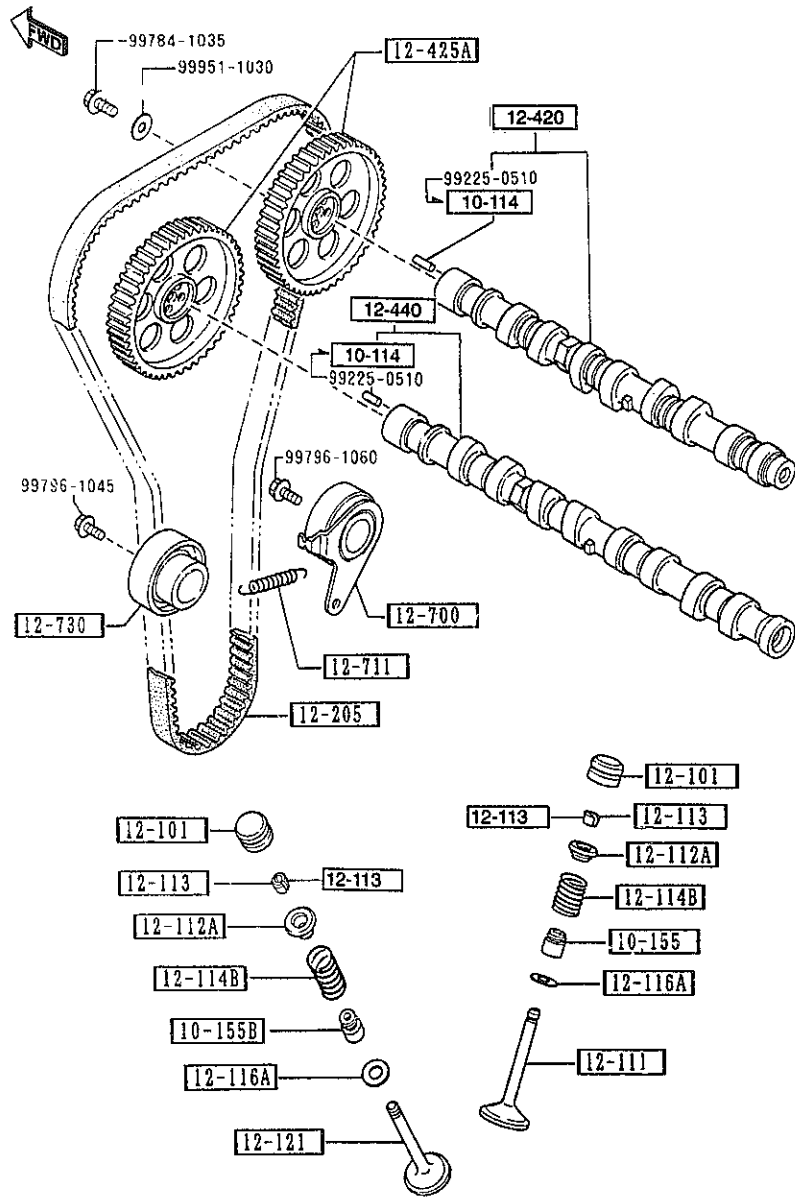
PART NO.	QTY	MODEL/RESTRICTION	MODEL/RESTRICTION	MODEL/RESTRICTION	FROM-TO
CONT'D					
BPY1-11-SB0A	4	0.S. 0.25			
23-201		METAL SET, THRUST			
B6Y1-11-SJ0	1	STD.			
B6Y1-11-SKX	1	0.S. 0.50			
B6Y1-11-SKY	1	0.S. 0.75			
B6Y1-11-SK0	1	0.S. 0.25			

AUNA06

CAT. AUNA06-03

1998-07

1200 VALVE SYSTEM



1200 -1 VALVE SYSTEM

PART NO.	QTY	MODEL/RESTRICTION	MODEL/RESTRICTION	MODEL/RESTRICTION	FROM-TO
10-114		PIN, SET-CAMSHAFT			
F801-10-114	2				6A01-
10-155		SEAL, VALVE			
KL01-10-155	8	NOK			
10-155B		SEAL, VALVE			
KL02-10-155	8	NOK			
12-101		ADJUSTER, HYDRAULIC LASH			
KL01-12-101B	16	NITTAN VALVE			
12-111		VALVE, INLET			
BP06-12-111A	8	FUJI VALVE			
BP1B-12-111	8	NITTAN VALVE			
12-112A		SEAT, VALVE SPG-UP.			
B6BF-12-113	16				
12-113		COTTER, VALVE-IN.			
FS01-12-114	32				
12-114B		SPRING, VALVE			
BP05-12-125	16				
12-116A		SEAT, VALVE SPG.-LWR			
B660-12-123A	16				
12-121		VALVE, EXHAUST			
BP05-12-121A	8				
12-205		BELT, TIMING			
B657-12-205D	1	UKITTA			
12-420		CAMSHAFT			
BP05-12-420E	1				
6A01 NA35*V-720311					

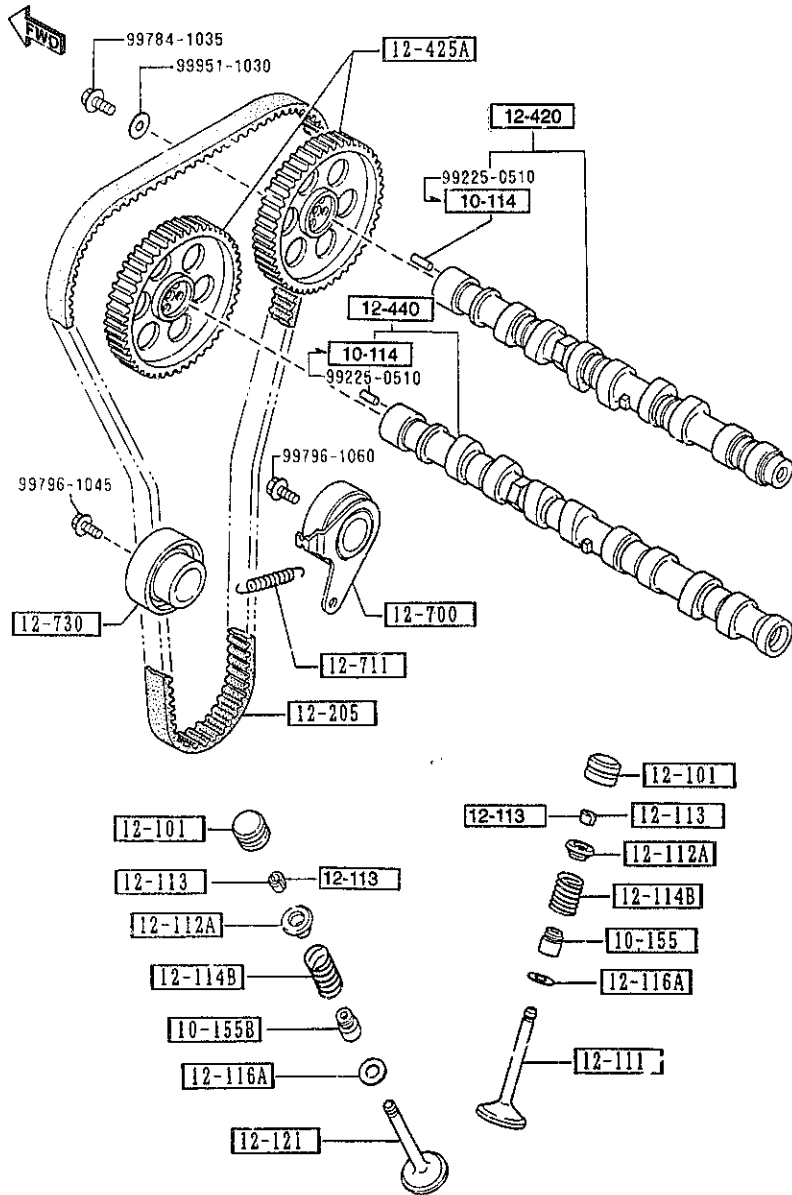
AUNA06

CAT. AUNA06-03

1998-07

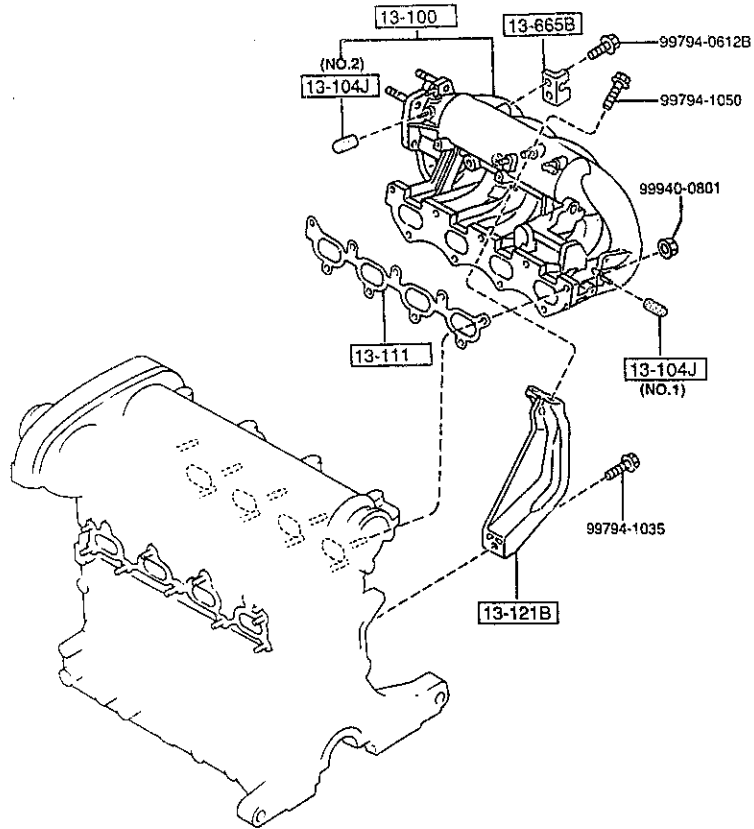
1200 VALVE SYSTEM

1200 -2 * VALVE SYSTEM



PART NO.	QTY	MODEL/RESTRICTION	MODEL/RESTRICTION	MODEL/RESTRICTION	FIG./TO
12-425A		PULLEY,CAMSHAFT			
B657-12-425A	2				
12-440		CAMSHAFT,EXHAUST			
BP06-12-440C	1				
12-700		TENSIONER,TIMING BELT			
B660-12-700E	1				
12-711		SPRING,TENSIONER			
B660-12-711C	1				
12-730		IDLER,TIMING BELT			
B660-12-730C	1				

1300 INLET MANIFOLD



1300 -1 * INLET MANIFOLD

PART NO.	QTY	MODEL/RESTRICTION	MODEL/RESTRICTION	MODEL/RESTRICTION	FROM IS
13-100		MANIFOLD, INLET			
BPE8-13-100D	1				
13-104J		CAP, BLIND			
F8L7-13-104	1	(ILLUST. NO.1) (MT)			
1010-13-104	1	(ILLUST. NO.2)			
13-111		GASKET, IN. MANIFOLD			
BP05-13-111	1	NON ASBESTOS			
13-121B		STAY, MANIFOLD			
BPE8-13-121	1				
13-665B		BRACKET, ACCEL WIRE			
BPR5-13-665	1				

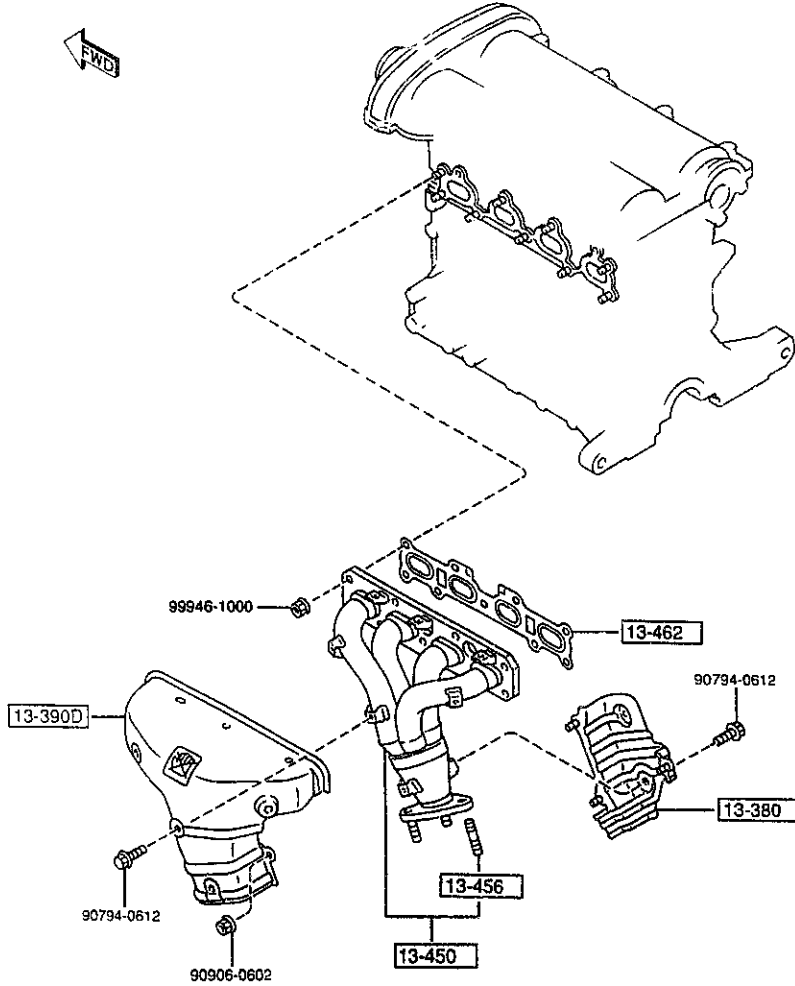
AUNA06

CAT. AUNA06-03

1998-07

1310 EXHAUST MANIFOLD

1310 -1 * EXHAUST MANIFOLD



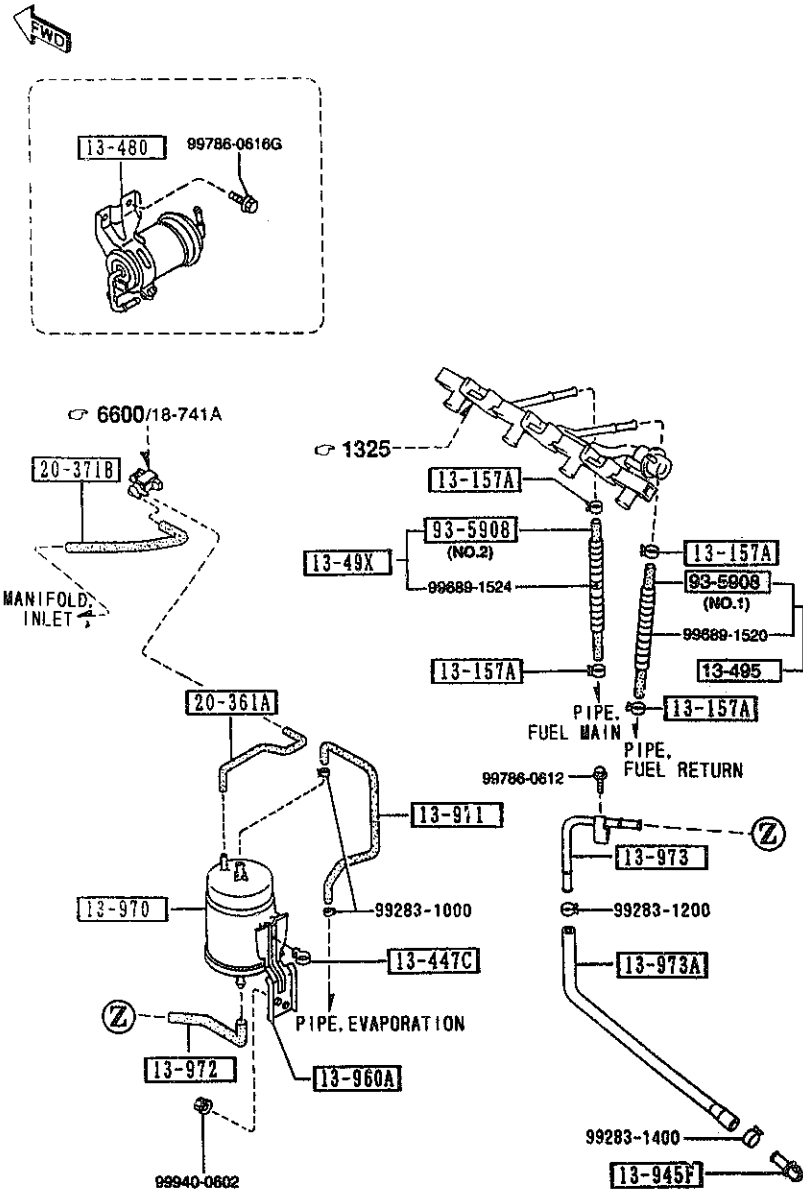
PART NO.	QTY	MODEL/RESTRICTION	MODEL/RESTRICTION	MODEL/RESTRICTION	FROM-TO
13-380		INSULATOR,HEAT			
BPE8-13-380A	1				
13-390D		INSULATOR,EX.MANIFOLD			
BPE8-13-390	1				
13-450		MANIFOLD,EXHAUST			
BPE3-13-450	1				
13-456		STUD			
2306-13-456	5				
13-462		GASKET,EX.MANIFOLD			
BP05-13-460	1	NON ASBESTOS			

AUNA06

CAT. AUNA06-03

1998-07

1320 FUEL SYSTEM



1320 -1 FUEL SYSTEM

PART NO.	QTY	MODEL/RESTRICTION	MODEL/RESTRICTION	MODEL/RESTRICTION	FROM-TO
13-157A	4	CLIP			
8574-13-157					
13-447C	1	CLAMP, HOSE			
861P-13-447					
13-480	1	FILTER, FUEL			
861P-20-490					
13-49X	1	HOSE, FUEL-EGI			
8PE8-13-49X					
13-495	1	HOSE, FUEL			
8PE8-13-495					
13-945F	1	CONNECTOR			
JE16-13-298					
13-960A	1	BRACKET, CANISTER			
861P-13-960					
13-970	1	CANISTER			
JE16-13-970A					
13-971	1	HOSE, VENTILATION			
86CA-13-971					
13-972	1	HOSE, EVAPORATION			
86CA-13-972					
13-973	1	HOSE, DRAIN			
861P-13-973A					
13-973A	1	HOSE, EVAPORATION			
861P-13-973A					
20-361A	1	TUBE, VACUUM			
861P-20-361					
20-371B	1	TUBE, VACUUM			
8PE8-20-371					

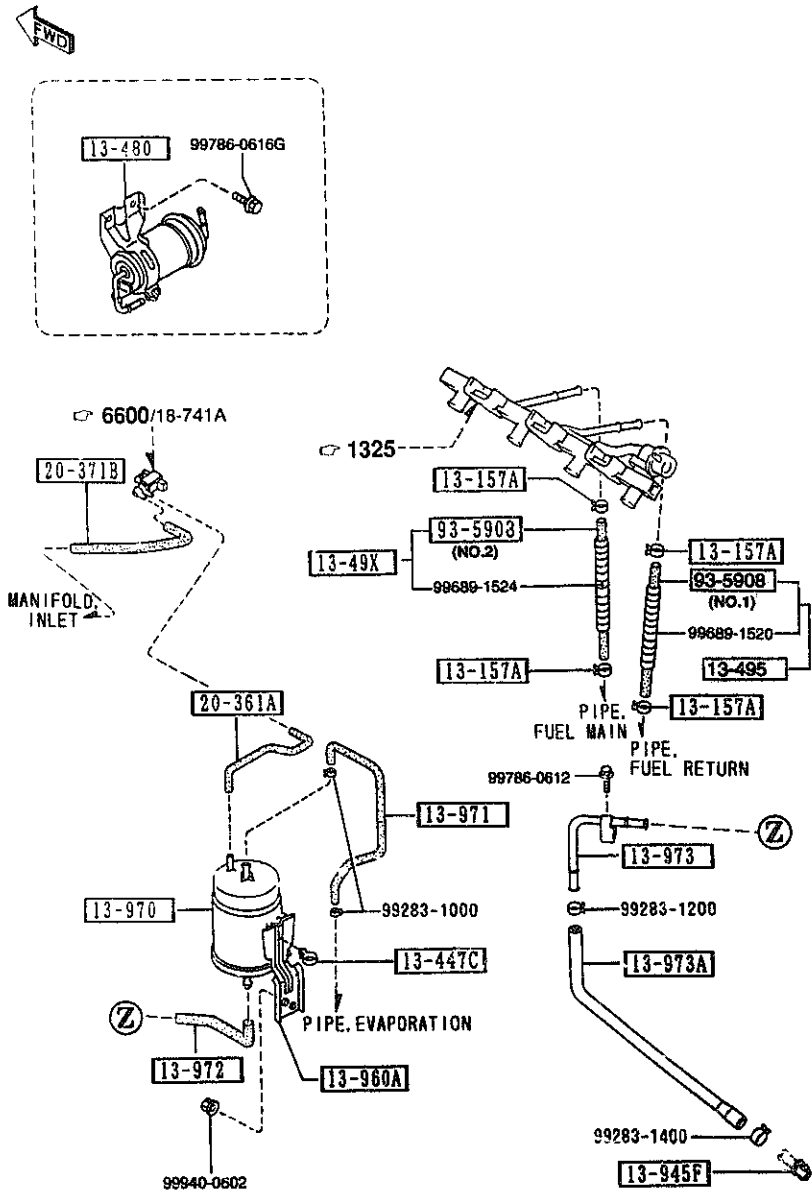
AUNA06

CAT. AUNA06-03

1998-07

1320 FUEL SYSTEM

1320 -2 * FUEL SYSTEM



PART NO.	QTY	MODEL/RESTRICTION	MODEL/RESTRICTION	MODEL/RESTRICTION	FROM ID
93-5908		HOSE			
*99359-0830M	1	(ILLUST. NO.1)			
99359-0834	1	(ILLUST. NO.2)			

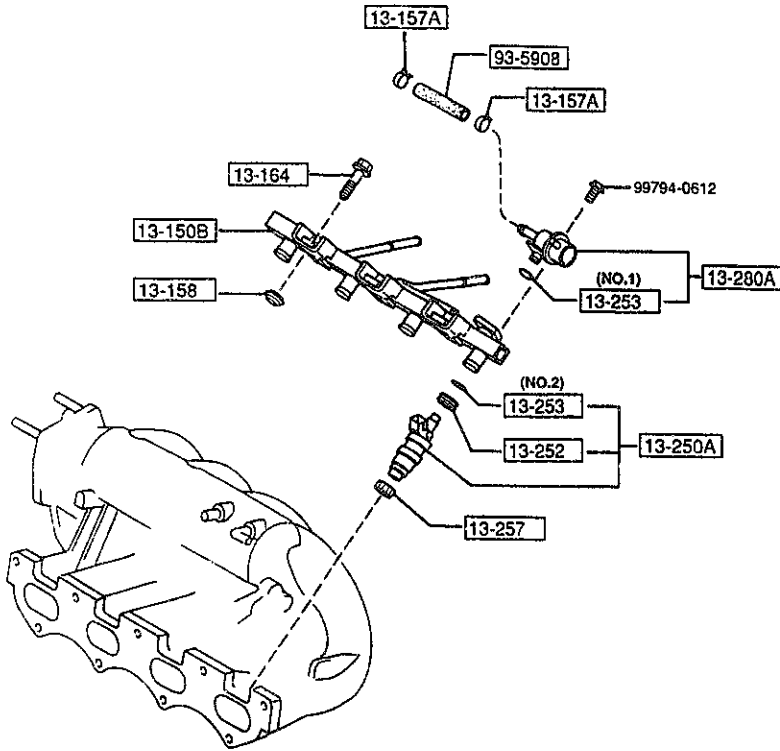
AUNA06

CAT. AUNA06-03

1998-07

1325 FUEL DISTRIBUTOR

1325 -1 * FUEL DISTRIBUTOR



PART NO.	QTY	MODEL/RESTRICTION	MODEL/RESTRICTION	MODEL/RESTRICTION	FROM-TO
13-150B		DISTRIBUTOR, FUEL			
BPE8-13-150	1				
13-157A		CLIP			
8574-13-157	2				
13-158		INSULATOR, FUEL DIST.			
B675-13-158	3				
13-164		BOLT, FUEL DISTRIBUTOR			
F8B3-13-164	3				
13-250A		INJECTION, FUEL-M.P.E. LECT.			
BP06-13-250	4				
13-252		GROMMET			
8574-13-252	4				
13-253		RING, 'O'			
G601-13-253	1	AISAN INDUSTRY (ILLUST. NO.1)			
8574-13-253	4	(ILLUST. NO.2)			
13-257		INSULATOR, INJECTION			
JE06-13-257	4				
13-280A		PRESSURE RG., FUEL			
KJ01-13-280	1				
93-5908		HOSE			
99359-0809	1				

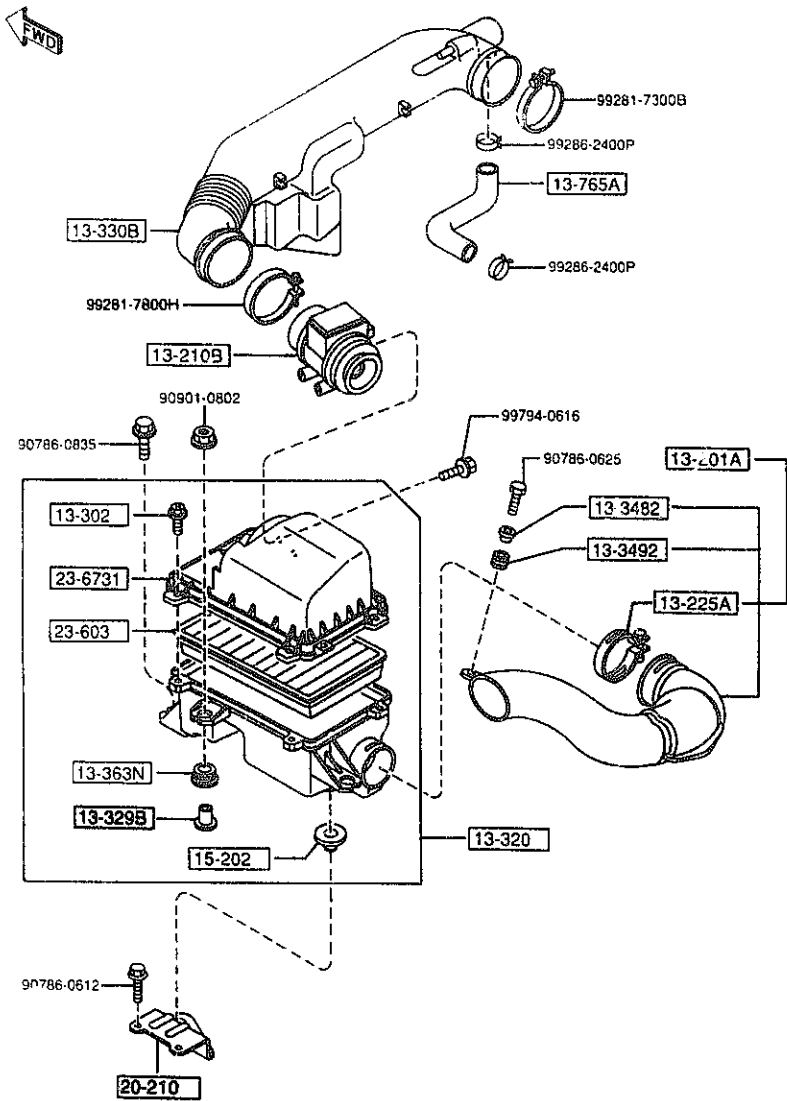
AUNA06

CAT. AUNA06-03

1998-07

1330 AIR CLEANER

1330 -1 AIR CLEANER



PART NO	QTY	MODEL/RESTRICTION	MODEL/RESTRICTION	MODEL/RESTRICTION	FROM TO
13-201A		DUCT, FRESH AIR			
BPE8-13-200	1				
13-210B		SENSOR, AIR FLOW			
B6BF-13-215	1				
13-225A		CLAMP, HOSE			
B61P-13-735	1				
13-302		BOLT, AIR CLEANER			
F201-13-302A	4				
13-320		CLEANER, AIR			
BPE8-13-320	1				
13-329B		SPACER			
*FE51-13-329	3				
13-330B		PIPE, AIR INTAKE			
BPE8-13-331B	1				
13-3482		SPACER, AIR INT. PIPE			
SLA1-13-321	1				
13-3492		INSULATOR			
S501-13-349	1				
13-363N		RUBBER, MOUNTING			
FE51-13-363	3				
13-745A		HOSE, AIR			
BPE8-13-745A	1				
15-202		RUBBER, MOUNT			
B61P-13-266	1				
20-210		BRACKET, AIR CLEANER			
*B61P-20-211	1				
23-603		ELEMENT, AIR CLEANER			
B657-13-Z-0	1				

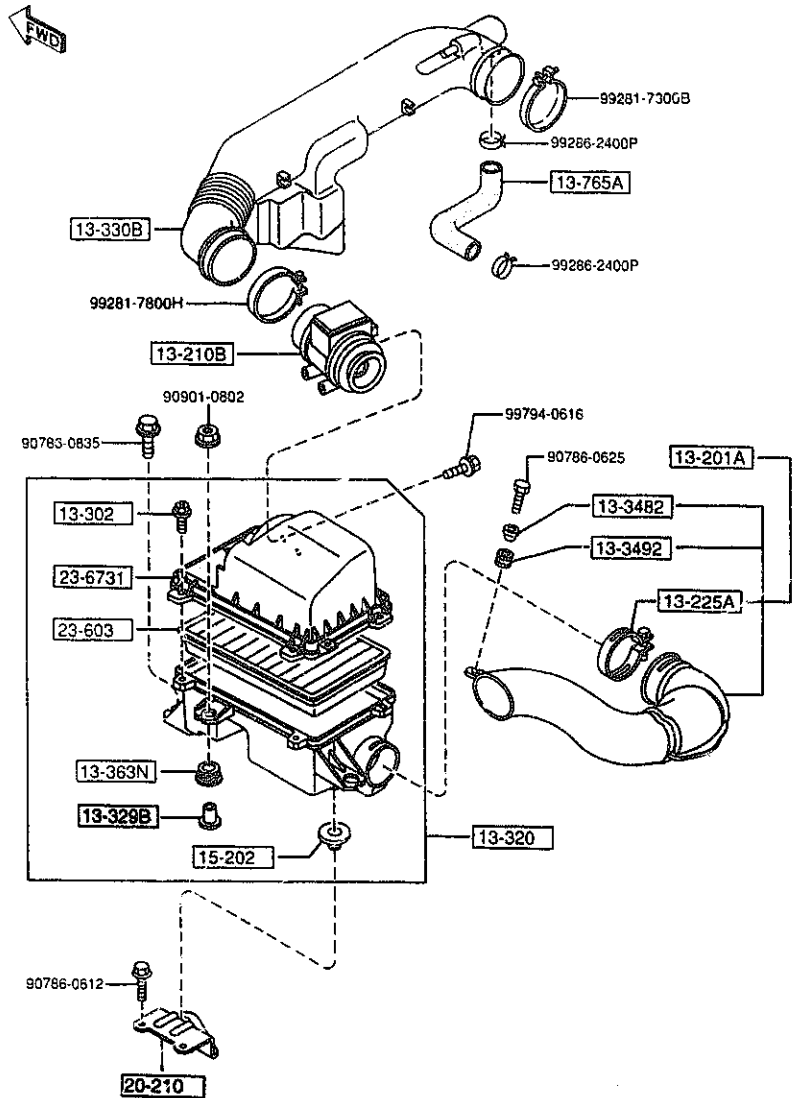
AUNA06

CAT. AUNA06-03

1998-07

1330 AIR CLEANER

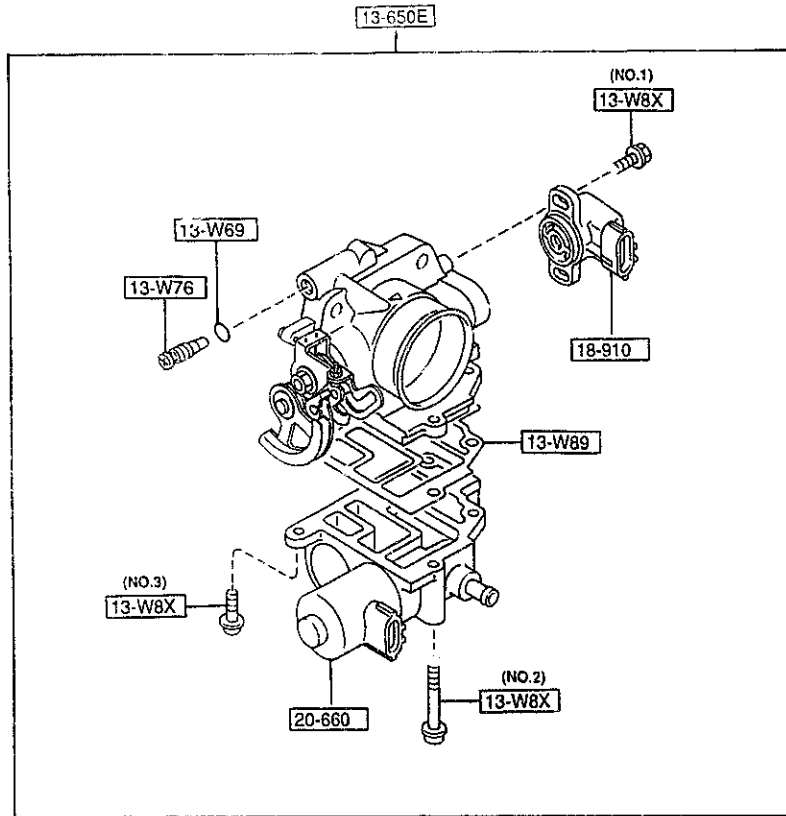
1330 -2 * AIR CLEANER



PART NO.	QTY	MODEL/RESTRICTION	MODEL/RESTRICTION	MODEL/RESTRICTION	FIGURE
23-6731	1	COVER, AIR CLEANER			
BPE8-13-201	1				

1364 THROTTLE BODY

1364 -1 # THROTTLE BODY



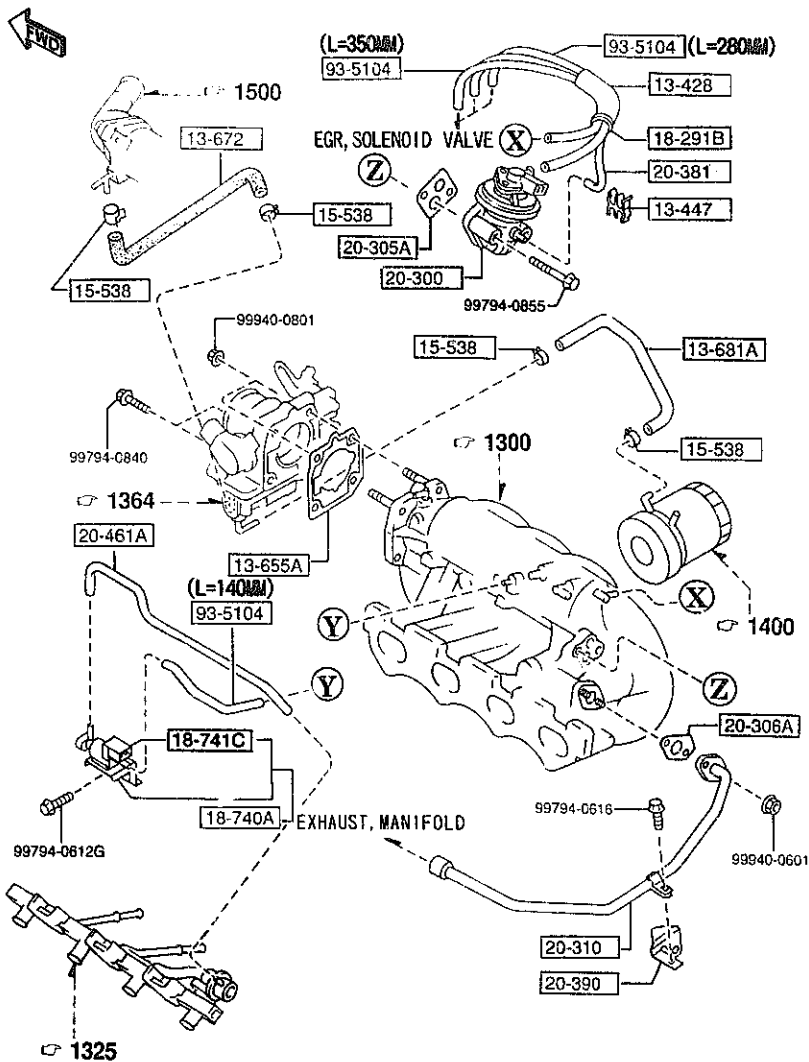
PART NO.	QTY	MODEL/RESTRICTION	MODEL/RESTRICTION	MODEL/RESTRICTION	FROM-TO
13-W69		RING, 'O'			
K801-13-W69	1				
13-W76		SCREW, ID. ADJUST-TH. BODY			
K801-13-W76	1				
13-W8X		SCREW & WASHER SET			
B551-13-W8X	2	(ILLUST. NO.1)			
B6BF-13-W8X	2	(ILLUST. NO.2)			
K802-13-W8X	2	(ILLUST. NO.3)			
13-W89		GASKET, THERMO			
B6BF-13-W89	1				
13-650E		BODY, THROTTLE			
BPR5-13-640	1				
18-910		SENSOR, THROTTLE-CARB			
JE50-18-911	1				
20-660		VALVE, IDLE AIR CONTROL			
B6BF-20-660	1				

AUNA06

CAT. AUNA06-03

1998-17

1370 EMISSION CONTROL SYSTEM (INLET SIDE)



1370 -1 EMISSION CONTROL SYSTEM (INLET SIDE)

PART NO.	QTY	MODEL/RESTRICTION	MODEL/RESTRICTION	MODEL/RESTRICTION	FROM TO
13-428		PROTECTOR			
BPS1-13-428A	1				
13-447		CLIP			
F601-13-447	1				
13-655A		GASKET			
B6BF-13-655					
13-672		HOSE, WATER			
BPE8-13-682	1				
13-681A		HOSE, WATER			
BPE8-13-681	1				
15-538		CLAMP, WATER HOSE			
B6BF-15-538	4				
18-291B		CLAMP, HOSE			
HE21-18-291	1				
18-740A		VALVE, SOLENOID			
B69N-18-740	1				
18-741C		VALVE, SOLENOID			
*F505-18-741	1				
20-300		VALVE, E. G. R.			
B6BF-20-300	1				
20-305A		GASKET, E. G. R. VALVE			
JE27-20-305A	1				
20-306A		GASKET			
JE06-20-306	1				
20-310		PIPE, E. G. R.			
BPE8-20-310	1				
20-381		TUBE, VACUUM			
BPS1-20-381	1				

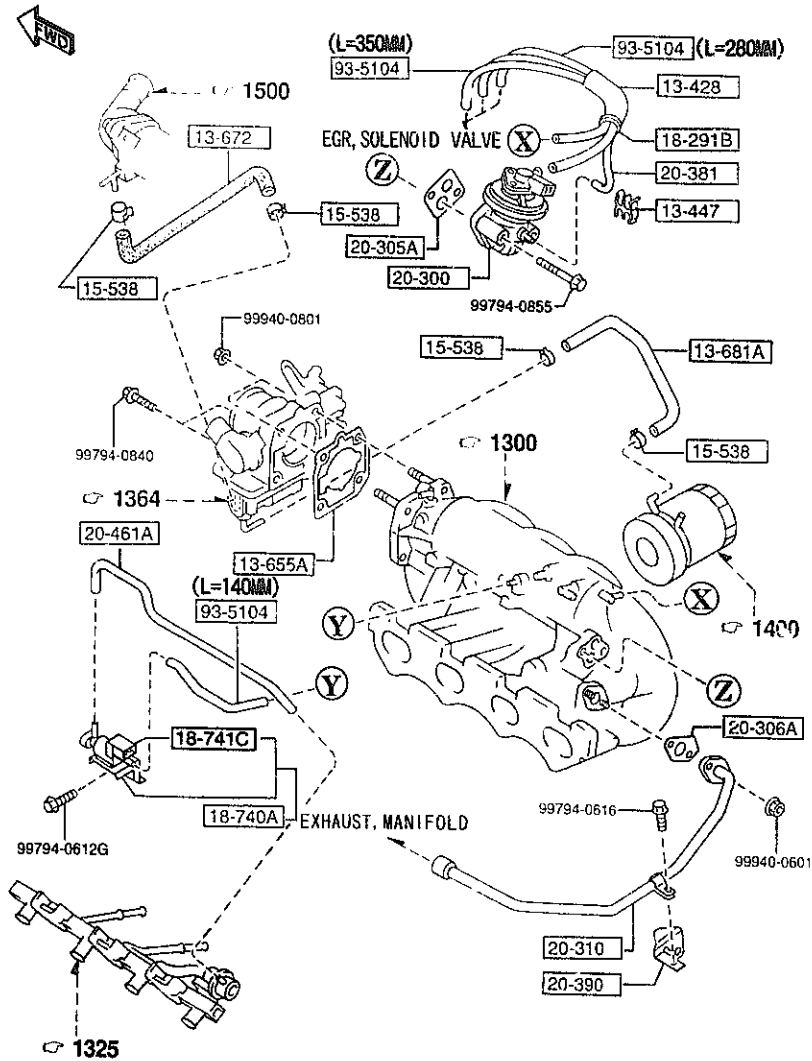
AUNA06

CAT. AUNA06-03

1998-07

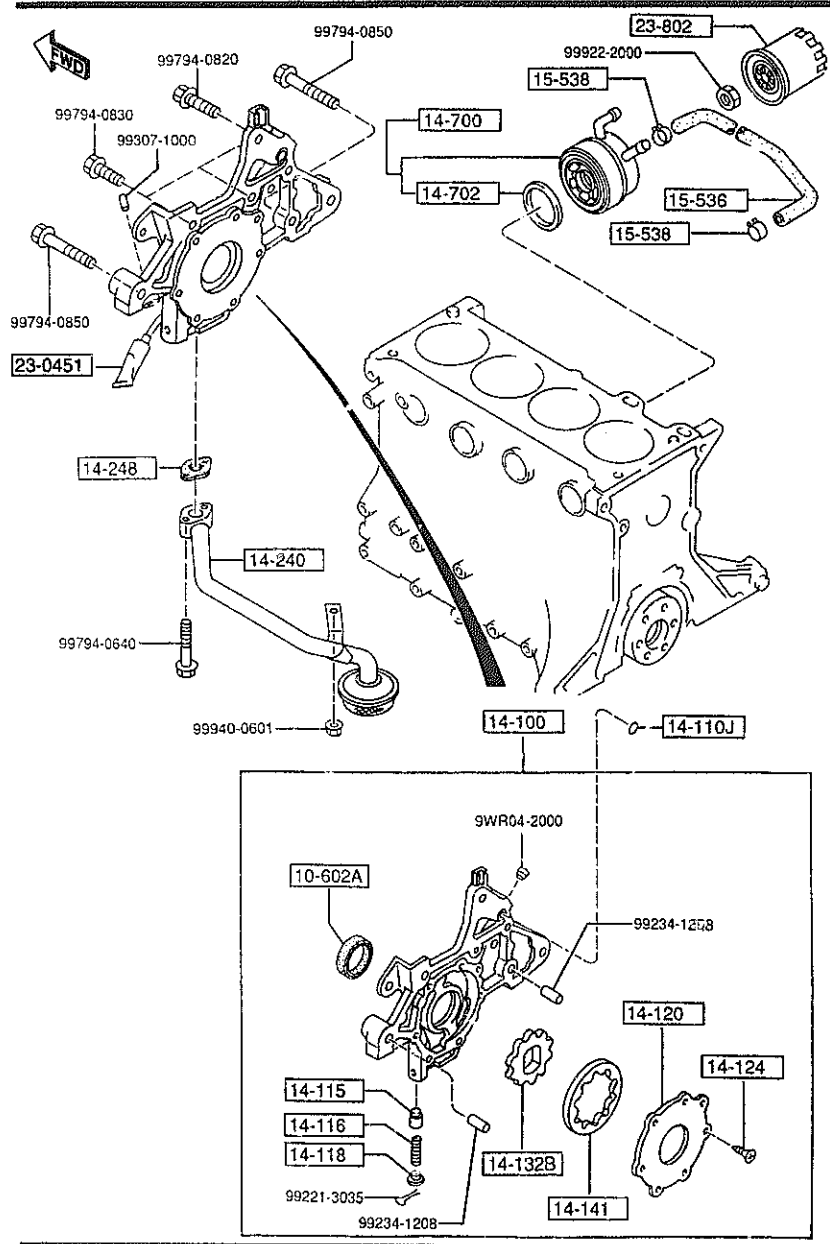
1370 EMISSION CONTROL SYSTEM (INLET SIDE)

1370 -2 * EMISSION CONTROL SYSTEM (INLET SIDE)



PART NO.	QTY	MODEL/RESTRICTION	MODEL/RESTRICTION	MODEL/RESTRICTION	FROM-TO
20-390	1	BRACKET, E. G. R. PIPE			
BPE8-20-390					
20-461A	1	TUBE, VACUUM			
BPE8-20-461					
93-5104	1	HOSE			
99351-04999		L=1M CUT IT TO USE			

1400 OIL PUMP & FILTER



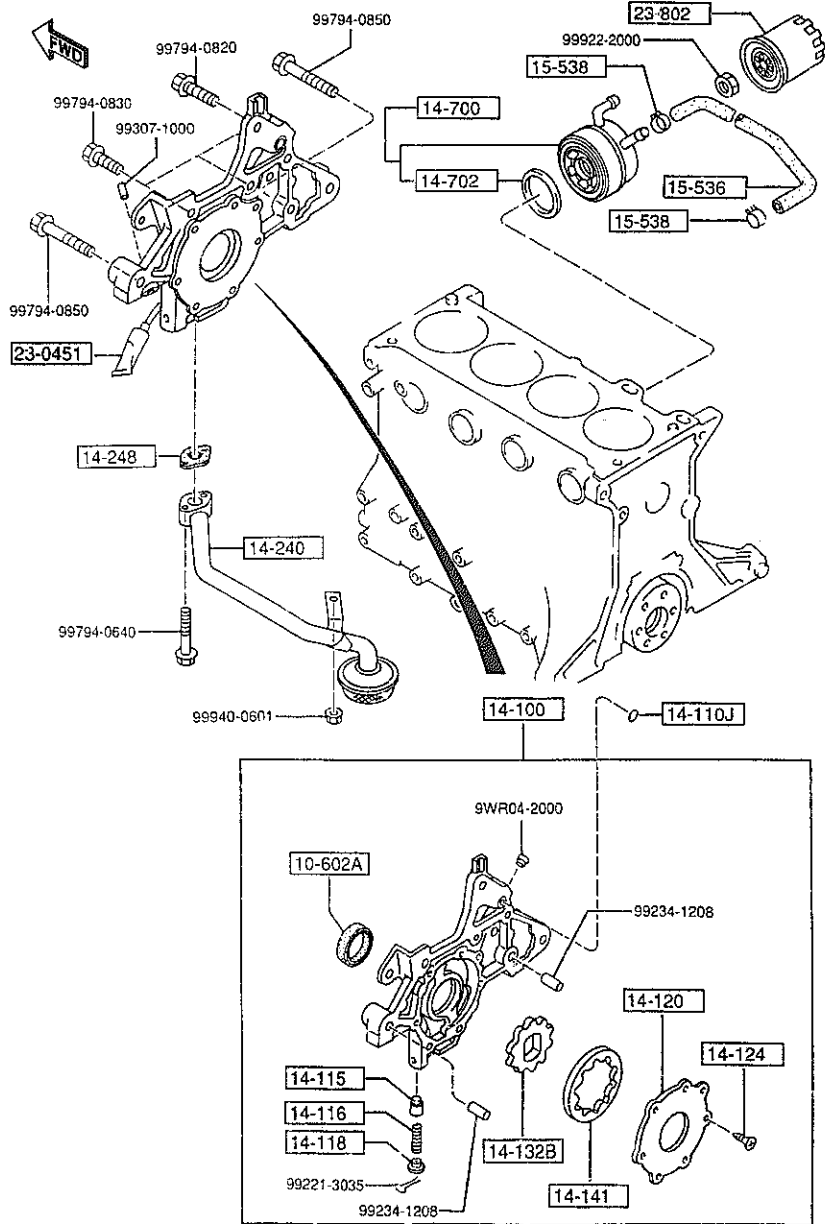
PART NO.	QTY	MODEL/RESTRICTION	MODEL/RESTRICTION	MODEL/RESTRICTION	FROM TO
10-602A	1	SEAL,OIL			
23C7-10-602A		NON ASBESTOS			
14-100	1	PUMP,OIL			
B658-14-100H					
14-110J	1	RING,'O'			
FE1H-14-122A					
14-115	1	PLUNGER,CONTROL			
FS01-14-115					
14-116	1	SPRING,PRESSURE			
0324-14-116B					
14-118	1	SHEET,SPRING			
0222-14-118					
14-120	1	COVER,OIL PUMP			
B6BF-14-121					
14-124	7	SCREW,OIL PUMP COVER			
FE1H-14-124					
14-132B	1	GEAR,INNER			
B6S7-14-132					
14-141	1	GEAR,OUTER			
B6S7-14-141					
14-240	1	STRAINER,OIL			
BPE8-14-240					
14-248	1	GASKET,OIL STRAINER			
B6BF-14-248					
14-700	1	COOLER,OIL			
BPE8-14-700					
14-702		GASKET			

AUNA06

CAT. AUNA06-03

1998-07

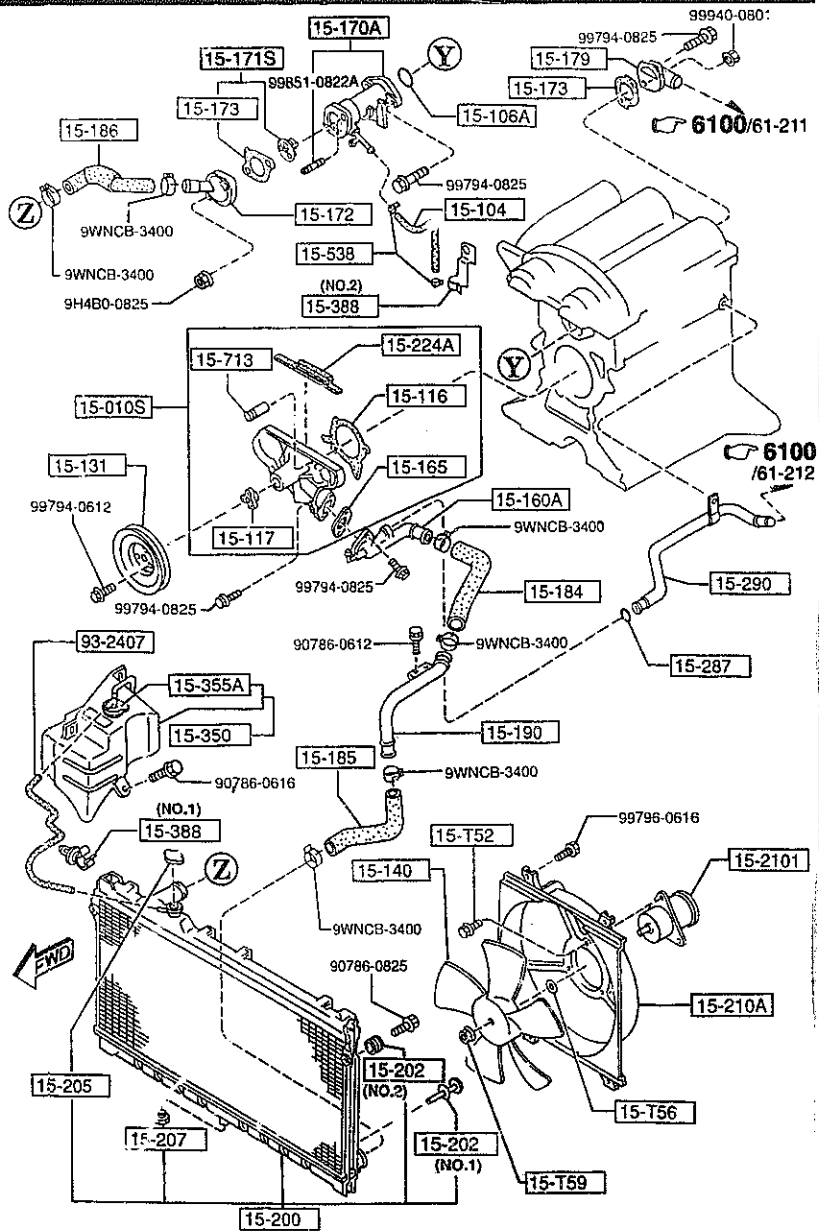
1400 OIL PUMP & FILTER



1400 -2 * OIL PUMP & FILTER

PART NO.	QTY	MODEL/RESTRICTION	MODEL/RESTRICTION	MODEL/RESTRICTION	FORM-IP
CONT'D KL01-14-702A	1				
+-----+ 15-536 +-----+		HOSE,WATER-OIL COOLE R IN.			
BPE8-15-536	1				
+-----+ 15-538 +-----+		CLAMP,WATER HOSE			
B6BF-15-538	2				
+-----+ 23-0451 +-----+		TUBE,SILICON			
*8527-77-739	1				
+-----+ 23-802 +-----+		CARTRIDGE,OIL FILTER (MAZDA MARK T.ROKI)			
B6Y1-14-302A	1				

1500 COOLING SYSTEM



1500 -1 COOLING SYSTEM

PART NO.	QTY	MODEL/RESTRICTION	MODEL/RESTRICTION	MODEL/RESTRICTION	FROM-TO
15-T52	3	SCREW, MOTOR-ELECTRIC FAN			
B6S8-15-T52					
15-T56					
15-T56	1	WASHER, MOUNT.-FAN			
B61P-15-T56					
15-T59	1	NUT, COOLING FAN			
B595-15-T59					
15-010S	1	PUMP SET, WATER			
B8B9-15-010A					
15-104	1	HOSE, WATER BY-PASS			
B61P-15-261A					
15-106A	1	RING, 1"0'-WATER PUMP			
B61P-15-106					
15-116	1	GASKET, WATER PUMP			
B6BF-15-116					
15-117	1	BOSS, W. PUMP PULLEY			
E301-15-117					
15-131	1	PULLEY, WATER PUMP			
B3C7-15-131					
15-140	1	FAN, COOLING			
B61P-15-140A					
B64J-15-140	1	CALSONIC (AT)			
B61P-15-140A	1	(AT)			
15-160A	1	INLET, WATER PUMP			
B61P-15-160					
15-165	1	GASKET, W. PUMP INLET NON ASBESTOS			
B621-15-165					
15-170A	1	COVER, THERMO			
7201 NA35*V-730033					

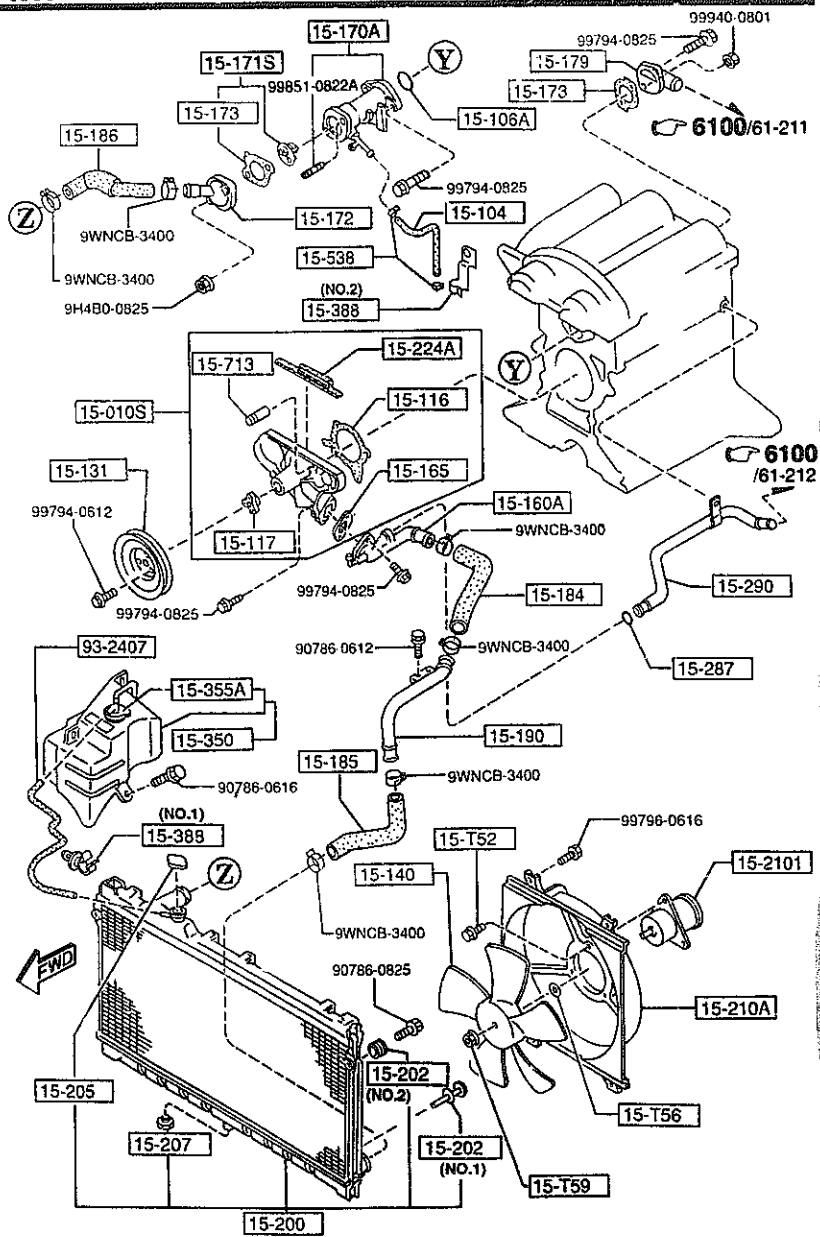
-7201
7201-

AUNA06

CAT. AUNA06-03

1998-07

1500 COOLING SYSTEM



PART NO	QTY	MODEL/RESTRICTION	MODEL/RESTRICTION	MODEL/RESTRICTION	FIG. NO.
COUNT'D BPE8-15-170A	1				
+-----+ 15-171S +-----+		THERMOSTAT SET			
BAB9-15-171	1				
+-----+ 15-172 +-----+		COVER, THERMOSTAT			
BPE8-15-172	1				
+-----+ 15-173 +-----+		GASKET, THERMOSTAT COVER NON ASBESTOS			
B621-15-173	2				
+-----+ 15-179 +-----+		OUTLET, WATER			
BPE8-15-179	1				
+-----+ 15-184 +-----+		HOSE, WATER			
B61P-15-184	1				
+-----+ 15-185 +-----+		HOSE, WATER			
BPE8-15-185	1				
+-----+ 15-186 +-----+		HOSE, WATER			
BPE8-15-186	1				
+-----+ 15-190 +-----+		PIPE, WATER			
B61P-15-190	1				
+-----+ 15-200 +-----+		RADIATOR			
BPE8-15-200	1 (MT)				
BPE9-15-200	1 (AT)				
+-----+ 15-202 +-----+		RUBBER, MOUNT			
B61P-15-202	2 (ILLUST. NO.1)				
N326-15-202	2 (ILLUST. NO.2)				
+-----+ 15-205 +-----+		CAP, RADIATOR CALSONIC			
D316-15-205	1				
+-----+ 15-207 +-----+		COCK, DRAIN CALSONIC			
NF01-15-203	1				

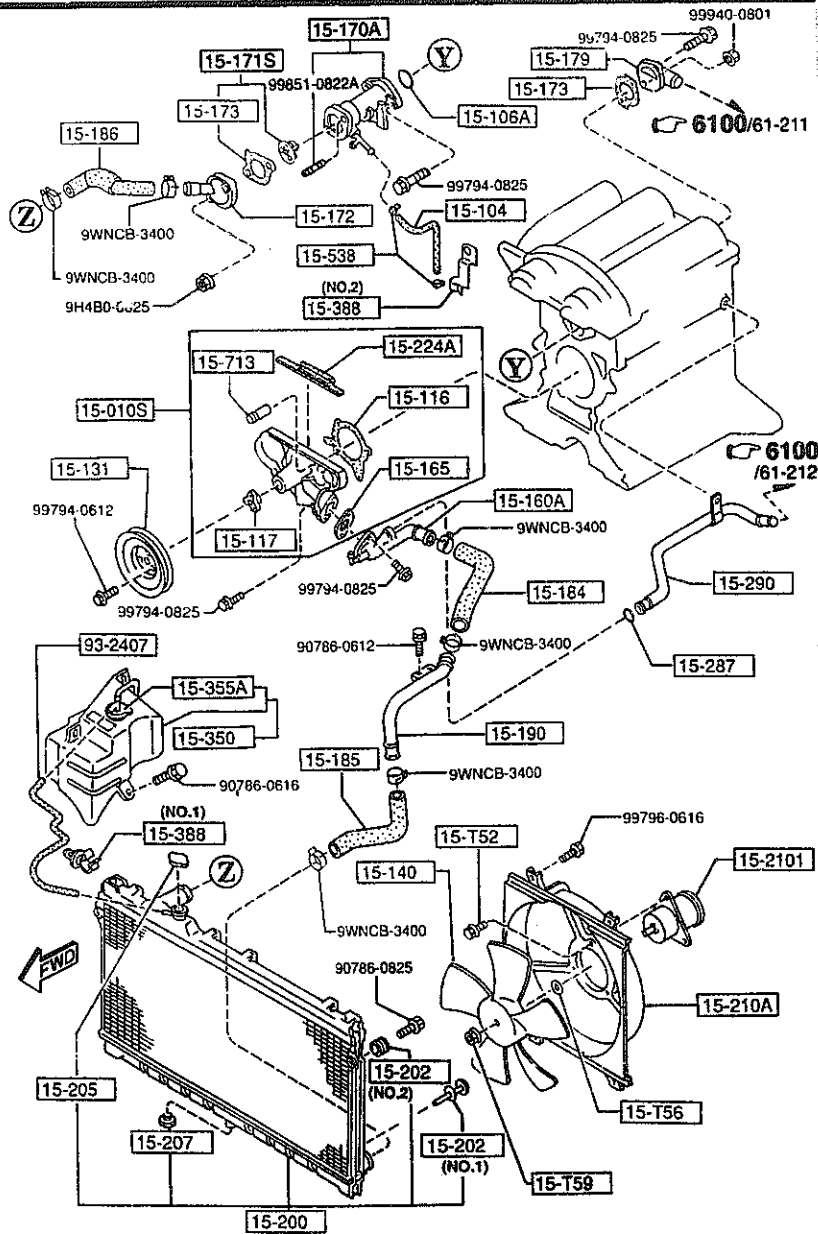
AUNA06

CAT. AUNA06-03

1998-07

1-D 5

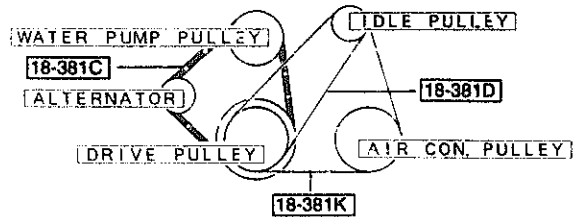
1500 COOLING SYSTEM



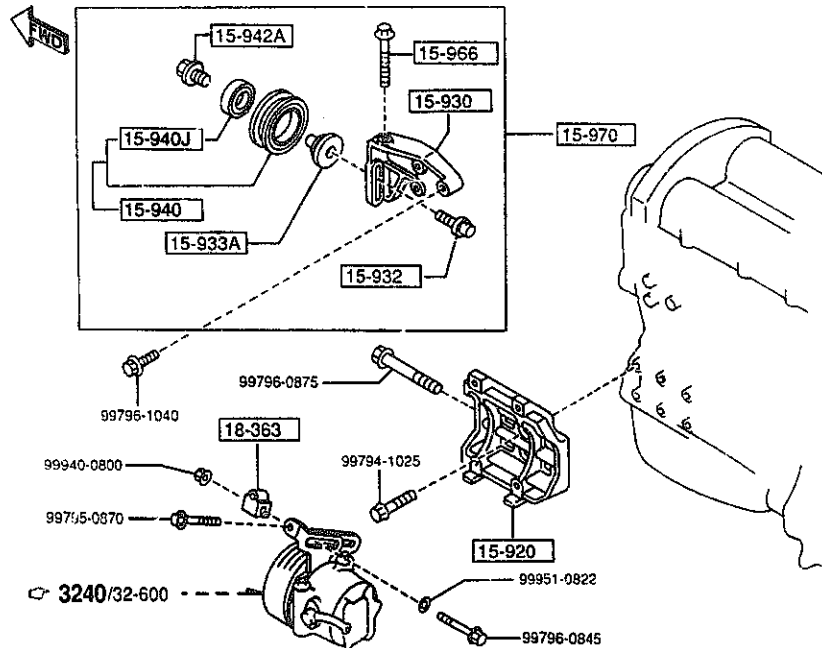
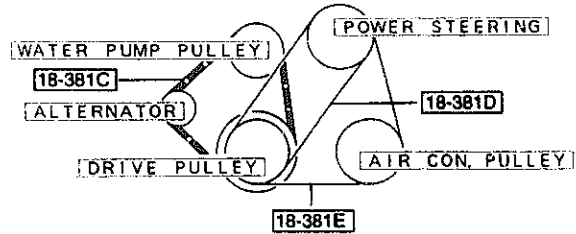
PART NO.	QTY	MODEL/RESTRICTION	MODEL/RESTRICTION	MODEL/RESTRICTION	FROM TO
15-210A		COOLING, RADIATOR			
B61P-15-210B	1				
15-2101		FAN DRIVE			
B61P-15-150B	1 (MT)				
B64J-15-150A	1 (AT)				-7201
B61P-15-150B	1 (AT)				7201-
15-224A		RUBBER, SEAL			
B660-10-543B	1				
15-287		PIPE, BYPASS			
E301-15-287	1				
15-290		PIPE, BYPASS			
BPE8-15-290	1				
15-350		TANK, SUB-RADIATOR			
B61P-15-350D	1				
15-355A		CAP, SUB TANK			
B61P-15-355A	1				
15-388		CLIP, HOSE-SUB T. & WATER HOSE			
F201-15-388A	1 (ILLUST. NO. 1)				
B61P-15-547	1 (ILLUST. NO. 2)				
15-538		CLAMP, WATER HOSE			
B6BF-15-538	2				
15-713		SET PIN, SPRING			
F801-15-713	1				
93-2407		HOSE, WATER			
99324-07610	1				
7201 NA35*V-730033					

1580 BRACKET, PULLEY & BELT

(W/O POWER STEERING)



(W/POWER STEERING)



1580 -1 BRACKET, PULLEY & BELT

PART NO	QTY	MODEL/RESTRICTION	MODEL/RESTRICTION	MODEL/RESTRICTION	ITEM TO
15-920 BPER-15-810A	1	BRACKET,COMPRESSOR (A) (W/AIR CON.)			
15-930 BP01-15-951	1	BRACKET,IDLE PULLEY (A) (W/AIR CON.+W/O POWER STEERING)			
15-932 B631-15-932	1	SHAFT,PULLEY (A) (W/AIR CON.+W/O POWER STEERING)			
15-933A BP01-15-933	1	COLLAR (A) (W/AIR CON.+W/O POWER STEERING)			
15-940 BP01-15-940	1	PULLEY,IDLE (A) (W/AIR CON.+W/O POWER STEERING)			
15-940J 99606-83020	1	BEARING (W/AIR CON.+W/O POWER STEERING)			
15-942A E564-15-942	1	COLLAR (A) (W/AIR CON.+W/O POWER STEERING)			
15-966 E564-15-934	1	BOLT,ADJUST (A) (W/AIR CON.+W/O POWER STEERING)			
15-970 BP01-15-930	1	PULLEY,IDLE (A) (W/AIR CON.+W/O POWER STEERING)			
18-363 FP02-18-363	1	SPACER,STRAP (W/O AIR CON.+W/POWER STEERING)			

AUNA06

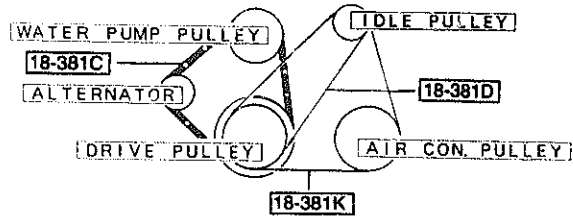
CAT. AUNA06-03

1998-07

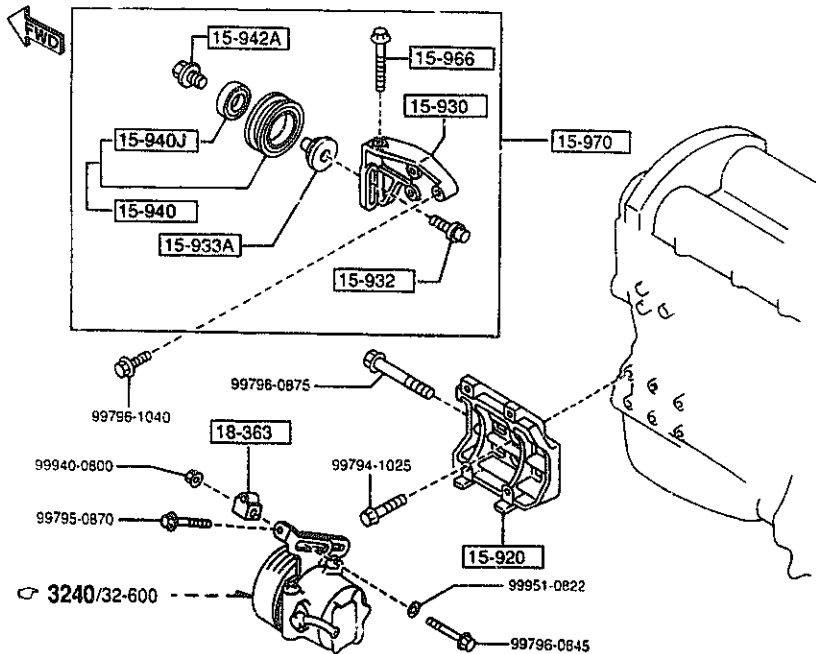
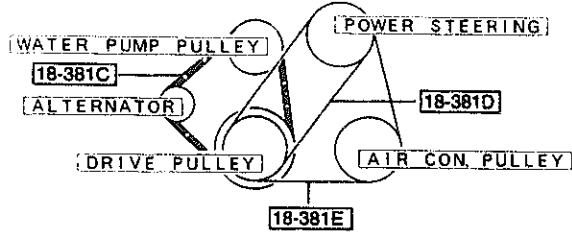
1580 BRACKET, PULLEY & BELT

1580 -2 * BRACKET, PULLEY & BELT

(W/O POWER STEERING)



(W/POWER STEERING)



PART NO.	QTY	MODEL/RESTRICTIONS	MODEL/RESTRICTIONS	MODEL/RESTRICTIONS	FROM TO
18-381C	1	BELT *V*, W/PUMP & ALTERNATOR 4PK L=885 BANDO			
*B6BF-18-381	1				
*B596-18-381	1	4PK L=885 GOOD YEAR			-6801
18-381D	1	BELT *V*, POWER STEERING 4PK-855 MITSUBOSHI (W/O AIR CON. + W/POWER STEERING)			
*B61P-15-907A	1				
18-381E	1	BELT *V*, P/STG. & AIR CON. (E) GOODYEAR 4PK940 (W/AIR CON. + W/POWER STEERING)			-7924
*BPB8-15-909	1				
A (BPB8-15-909A)	1	(A) 4PK L=940MM BANDO (W/AIR CON. + W/POWER STEERING)			-7924
*BPF3-15-909	1				
A (BPF3-15-909A)	1	(E) GOODYEAR 4PK940 (W/AIR CON. + W/POWER STEERING)			7924-
*BPB8-15-909A	1				
*BPF3-15-909A	1	(A) 4PK L=940MM BANDO (W/AIR CON. + W/POWER STEERING)			7924-
18-381K	1	BELT *V*, AIR CON. 4PK L=848MM (W/AIR CON. + W/O POWER STEERING)			
*B3C7-15-907C	1				
*BPB8-15-908	1	(E) GOODYEAR 4PK848 (W/AIR CON. + W/O POWER STEERING)			
<p>6801 NA35*V-719630 7924 NA35*V-739048</p>					

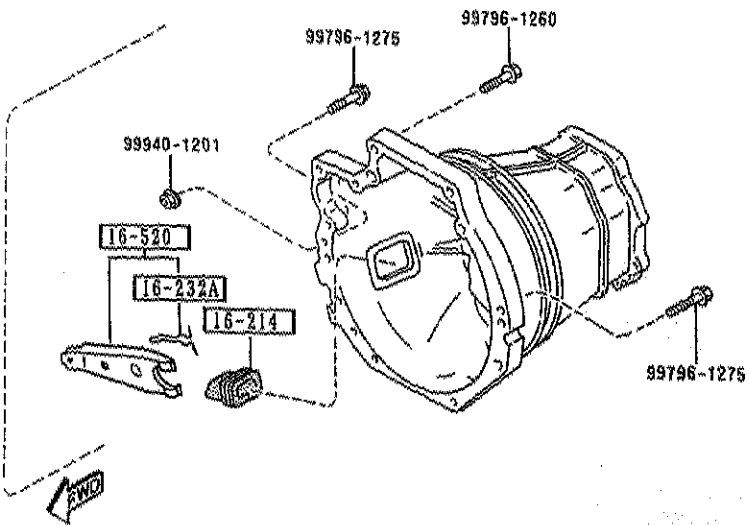
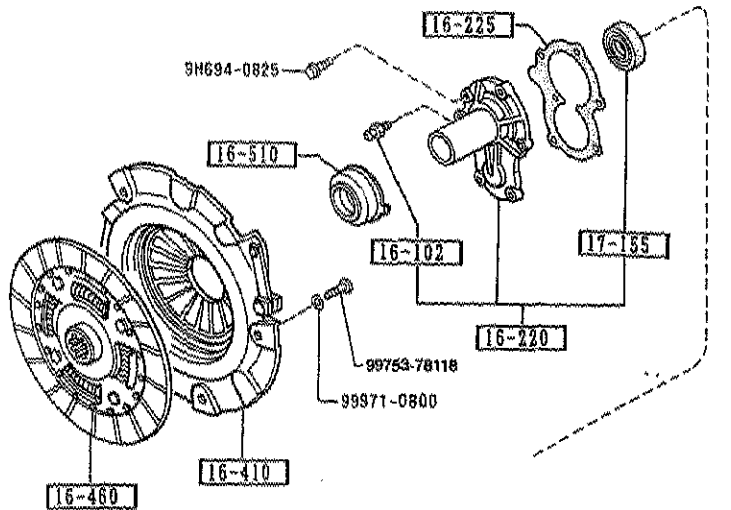
AUNA06

CAT. AUNA06-03

1998-07

1600 CLUTCH DISC & COVER

1600 -1 * CLUTCH DISC & COVER



PART NO.	QTY	MODEL/RESTRICTION	MODEL/RESTRICTION	MODEL/RESTRICTION	FROM TO
16-102	1	PIN, PIVOT-CLUTCH REL FORK			-7722
0603-16-102B	1				7722-
*FE69-16-102A	1				
16-214	1	COVER, DUST-CLUTCH FORK			
FE91-16-214A	1				
16-220	1	COVER, FRONT CLUTCH			-7722
B622-16-200A	1				7722-
*B626-16-220	1				
16-225	1	GASKET, FRONT COVER			
FE90-16-225A	1				
16-232A	1	SUPPORTER, FORK			
1416-16-232A	1				
16-410	1	COVER, CLUTCH			
BP07-16-410	1				
16-460	1	DISC, CLUTCH			
BP07-16-460	1				
16-510	1	COLLAR, CLUTCH REL.			
B622-16-510	1				
16-520	1	FORK, CLUTCH RELEASE			-7722
B622-16-520	1				7722-
A (B622-16-520A)	1				
*B622-16-520A	1				
17-155	1	SEAL, OIL			
H501-17-103	1				

7722 NA35*V-73885Z

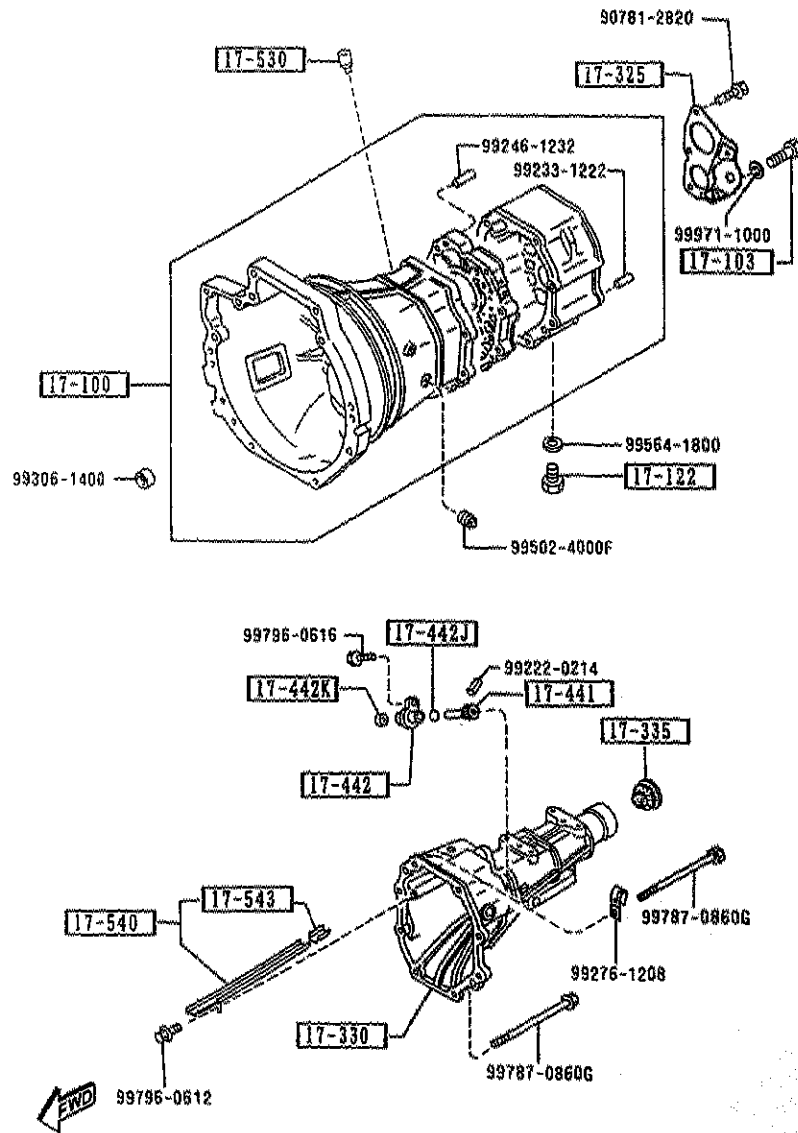
ALJNA06

CAT. AUNA06-03

1998-07

1700 MANUAL TRANSMISSION CASE

1700 -1 MANUAL TRANSMISSION CASE



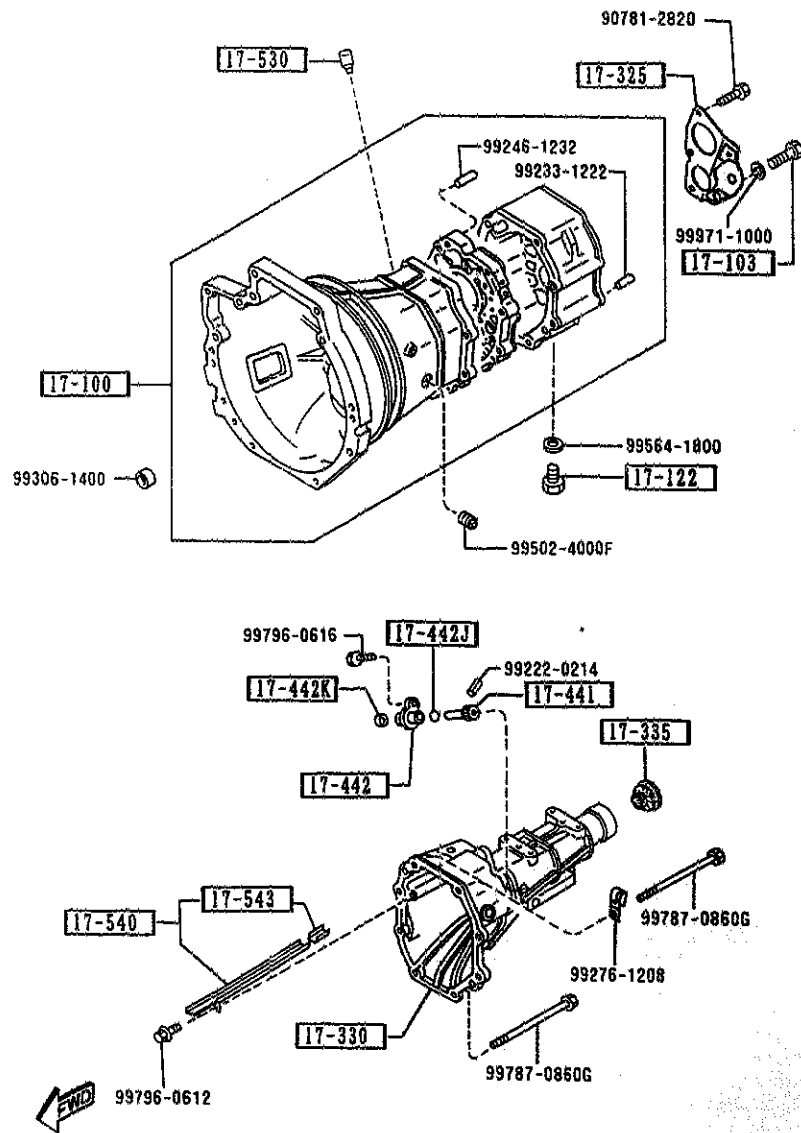
PART NO.	QTY	MODEL/RESTRICTION	MODEL/RESTRICTION	MODEL/RESTRICTION	FROM-TO
17-100		CASE, T/MISSION			
M526-17-100A (M526-17-10XA)	1				-7722
*M526-17-10XA A (M526-17-10XB)	1				7722-7818
*M526-17-10XB	1				7818-
17-103		BOLT			
M501-17-103	2				
17-122		PLUG, MAGNET			
0810-17-121	1				
17-325		COVER, BEARING			
M501-17-370A	1				
17-330		HOUSING, EXTENSION			
M5V1-17-330	1				
17-335		SEAL, OIL			
M507-17-335A	1				
17-441		GEAR, DRIVEN			
M510-17-441	1	N=22			
17-442		SLEEVE, SPEEDOMETER			
1669-17-442B	1				
17-442J		RING, "D"			
1011-17-443	1				
17-442K		SEAL, OIL			
99586-08166	1				
17-530		BREATHER, AIR-T/MISSION			
8884-17-530	1				
17-540		PASS, OIL			
M509-17-540	1				
7722 NA35xV-738852					
7818 NA35xV-739032					

AUNA05

CAT. ADNA06-03

1998-07

1700 MANUAL TRANSMISSION CASE



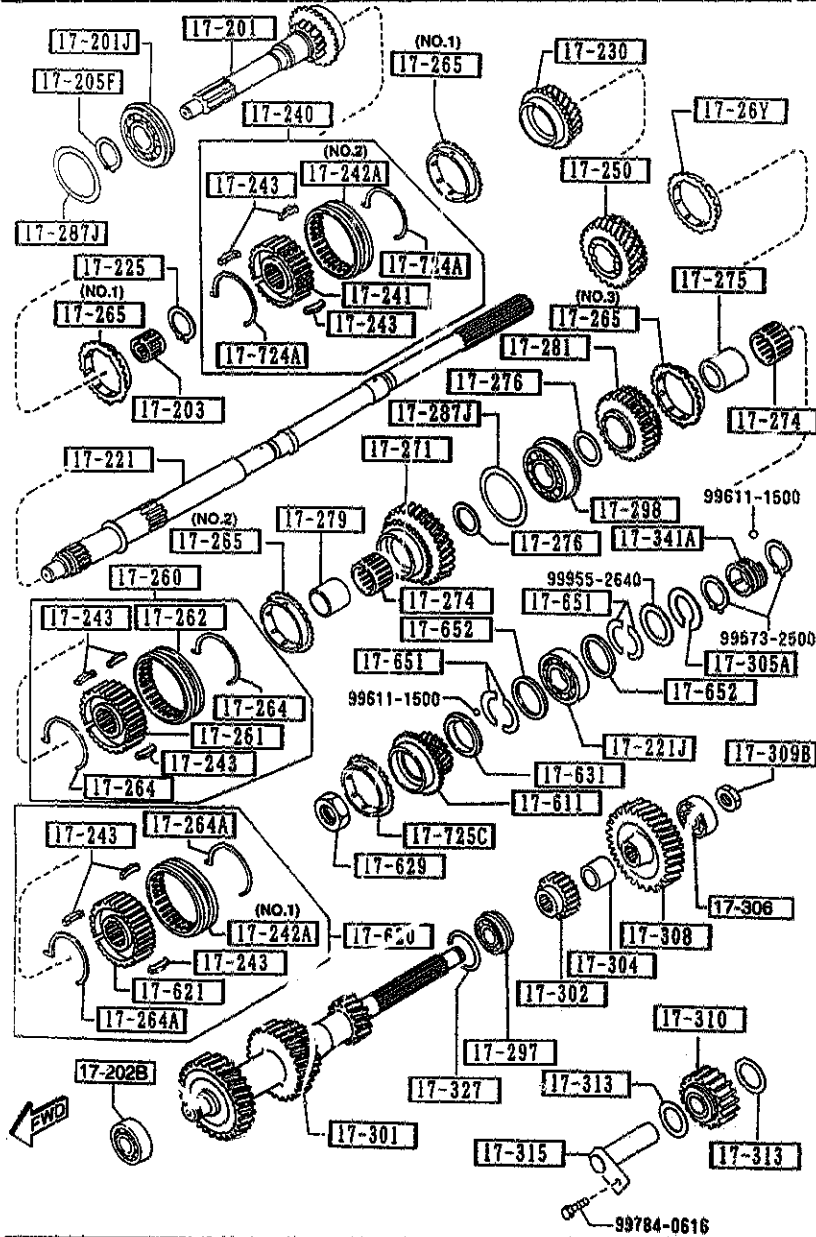
PART NO.	QTY	MODEL/RESTRICTION	MODEL/RESTRICTION	MODEL/RESTRICTION	FROM-TO
17-543 M501-17-543A	1	RUBBER, SEAL SUMINO INDUSTRY			

AUNA06

CAT. AUNA06-02

1998-07

1710 MANUAL TRANSMISSION GEARS



1710 -1 MANUAL TRANSMISSION GEARS

PART NO.	QTY	MODEL/RESTRICTION	MODEL/RESTRICTION	MODEL/RESTRICTION	FROM-TO
17-201	1	GEAR, MAIN DRIVE			
M516-17-201	1				
17-201J	1	BEARING, BALL-MAIN DRIVE GEAR			
M502-17-295C	1				
17-202B	1	BEARING, BALL			
M502-17-297A	1				
*F520-17-171B	1				-7801
17-203	1	BEARING, NEEDLE			7801-
M501-17-210A	1				
17-205F	1	RING, RETAINING			
M501-17-205	1				
17-221	1	SHAFT, MAIN			
M505-17-221B	1				
17-221J	1	BEARING, BALL			
99606-63053	1				
17-225	1	RING, SNAP			
0317-17-225	1				
17-230	1	GEAR, 3RD			
M513-17-231B AN(M513-17-231C)	1				-6C01
M513-17-231C	1				6C01-
17-240	1	HUB SET, CLUTCH-3RD & 4TH			
M517-17-240	1				
17-241	1	HUB, CLUTCH			
M561-17-241C	1				
17-242A	1	SLEEVE, CLUTCH HUB			
F401-17-242A	1	(ILLUST. NO. 1)			
M502-17-242	1	(ILLUST. NO. 2)			
6C01 NA35WV-725591					
7801 NA35WV-739024					

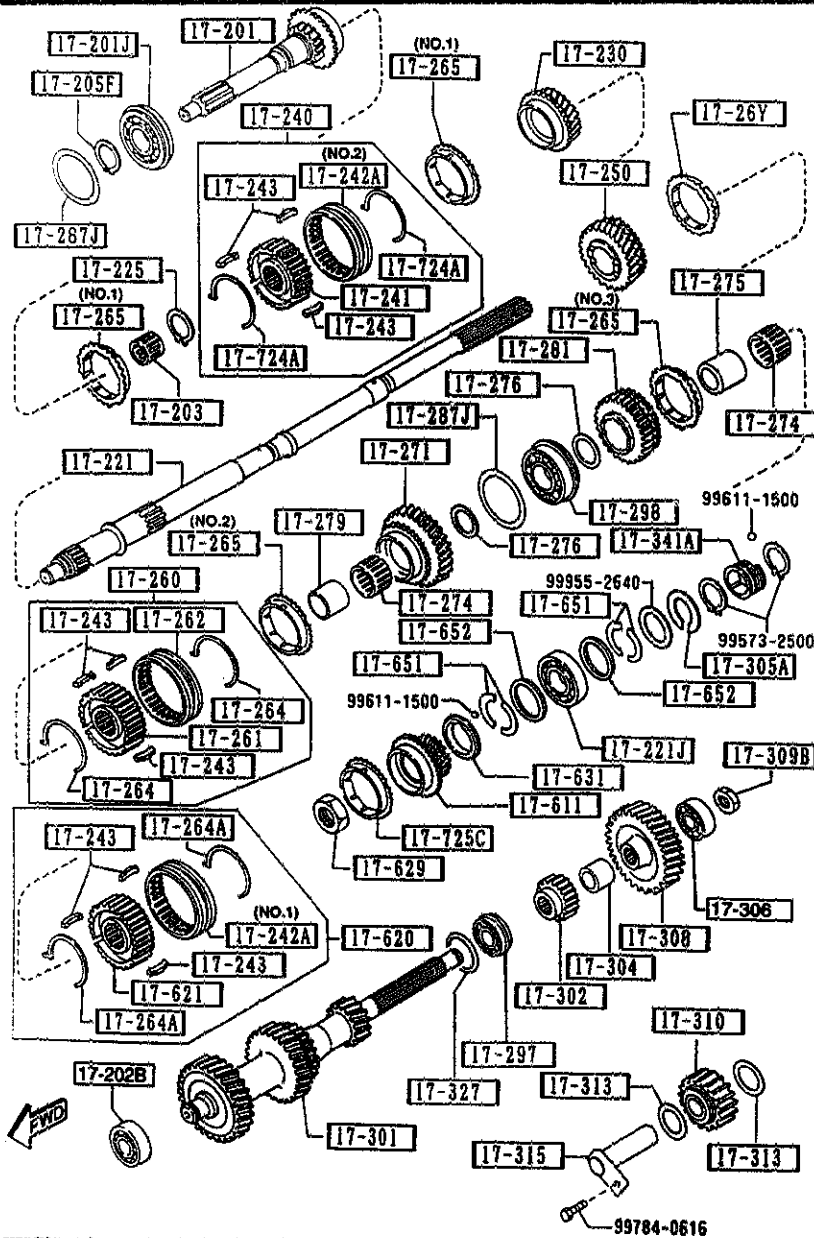
AUNA06

CAT. AUNA06-03

1998-07

1710 MANUAL TRANSMISSION GEARS

1710 -2 MANUAL TRANSMISSION GEARS

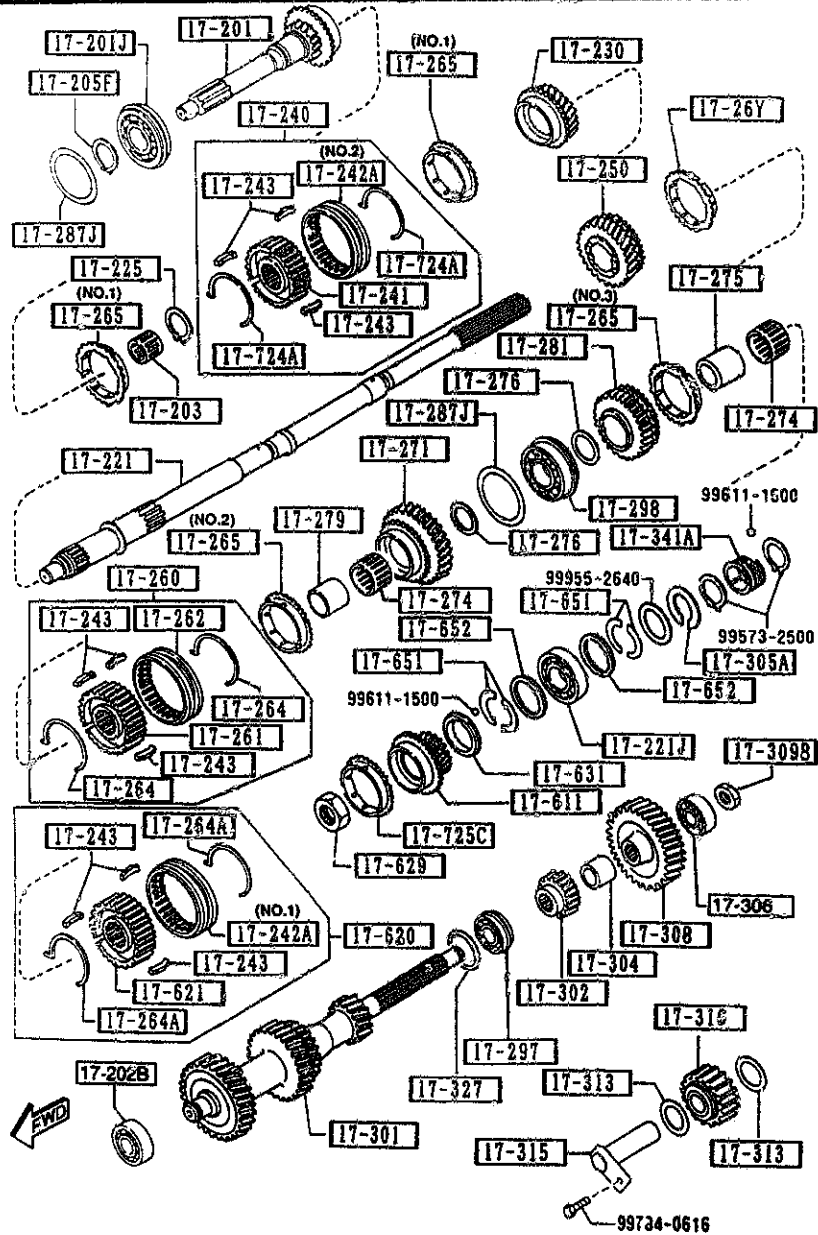


PART NO.	QTY	MODEL/RESTRICTION	MODEL/RESTRICTION	MODEL/RESTRICTION	FROM TO
17-243		KEY, SYNCHRONIZER			
F401-17-243A AH(F401-17-243C)	9				-6A01
F401-17-243C	9				6A01-
17-250		GEAR, 2ND			
M520-17-251A	1				
17-26Y		RING, SYNCHRONIZER			
R504-17-26Y	1				
17-260		HUB SET, CLUTCH-1ST & 2ND			
M517-17-260	1				
17-261		HUB, CLUTCH			
M511-17-261	1				
17-252		SLEEVE, CLUTCH HUB			
M505-17-262	1				
17-264		SPRING, SYNCHRO. KEY			
G401-17-264	2				
17-264A		SPRING, SYNCHRONIZER			
F401-17-264A	2				
17-265		RING, SYNCHRONIZER			
G501-17-265A	2 (ILLUST. NO.1)				
M502-17-265C	1 (ILLUST. NO.2)				
M504-17-265A	1 (ILLUST. NO.3)				
17-271		GEAR, 1ST			
M516-17-271A	1				
17-274		BEARING, NEEDLE			
4069-17-283A	2				
17-275		RACE, INNER			
4069-17-284E	1				
6A01 NA35*V-720311					

AUNA06

CAT. AUNA06-03

1998-07



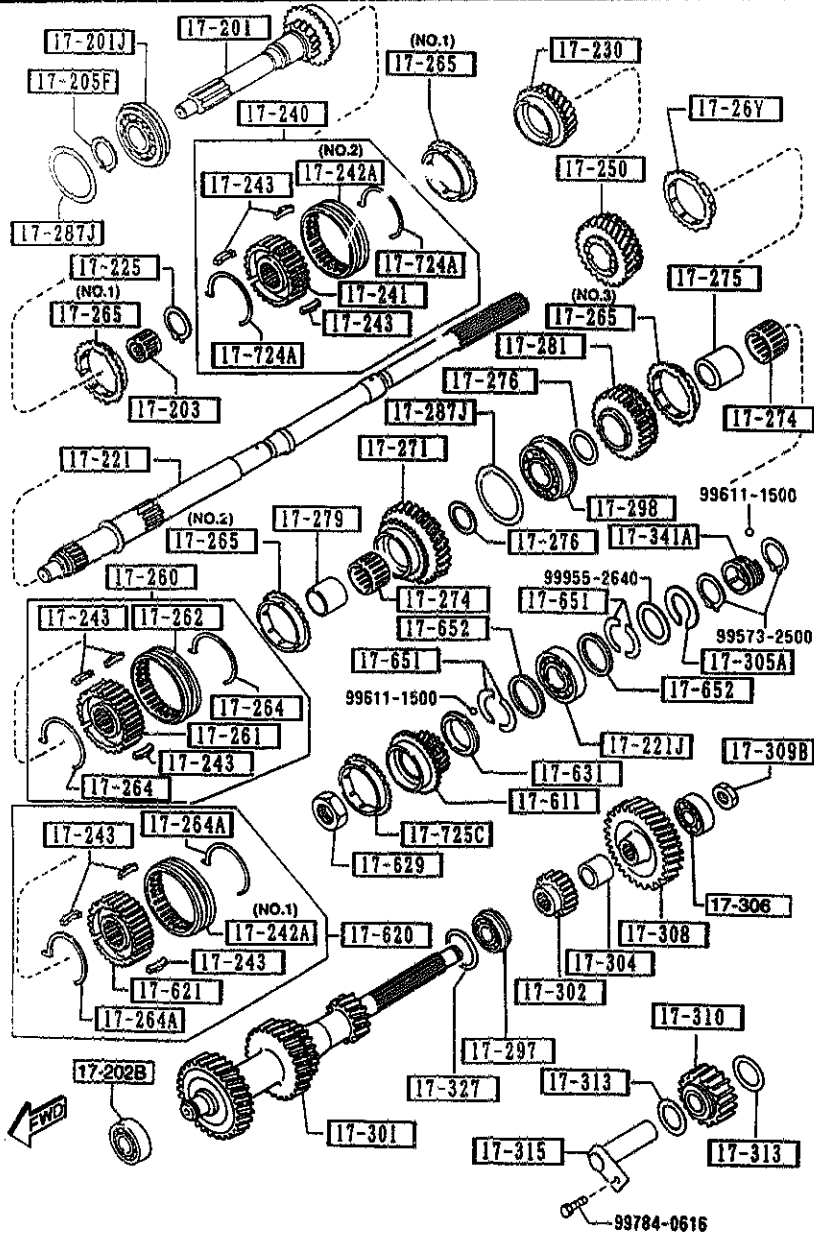
AUNA06

PART NO.	QTY	MODEL/RESTRICTION	MODEL/RESTRICTION	MODEL/RESTRICTION	FORM ID
17-276		WASHER, THRUST			
0259-17-274A	2	T=3.0MM			
0259-17-276	2	T=2.2MM			
0259-17-277	2	T=2.7MM			
0259-17-278	2	T=3.2MM			
0259-17-279	2	T=3.7MM			
17-279		SLEEVE, GEAR			
8540-17-275A	1				
17-281		GEAR, REVERSE			
M513-17-281	1				
17-287J		SHIM, ADJUST			
99963-6310	2	T=0.1MM			-7721
99963-6315	1	T=0.15MM			-7721
99963-6330	2	T=0.3MM			-7721
99963-6310	4	T=0.1MM			7721-
99963-6330	3	T=0.3MM			7721-
17-297		BEARING, BALL-COUNTER SHAFT G.			
M506-17-297	1				
17-298		BEARING			
M502-17-298A	1				
17-301		GEAR, COUNTER SHAFT			
M528-17-301A	1				
17-302		GEAR, COUNTER REVERSE			
M516-17-302	1				
17-304		SPACER			
7721 NA35*V-738834					

CAT. AUNA06-03

1998-07

1710 MANUAL TRANSMISSION GEARS



1710 -4 MANUAL TRANSMISSION GEARS

PART NO	QTY	MODEL/RESTRICTION	MODEL/RESTRICTION	MODEL/RESTRICTION	FROM-TO
CONT'D					
M504-17-304	1				
-----+ 17-305A -----+		RING, RETAINING-BALL BEARING			
0839-17-305B	1				
-----+ 17-306 -----+		BEARING, BALL			
M502-17-204	1				-7820
*M502-17-299B	1				7820-
-----+ 17-308 -----+		GEAR, COUNTER			
M510-17-308	1				
-----+ 17-309B -----+		NUT, LOCK-COUNTER SHAFT BR			
M501-17-309	1				
-----+ 17-310 -----+		GEAR, REVERSE IDLE			
M513-17-310 AN(M513-17-310A)	1				-7501
M513-17-310A	1				7501-
-----+ 17-313 -----+		WASHER, THRUST-REVERSE IDLE G. T=2.0MM			
M501-17-313	2				
-----+ 17-315 -----+		SHAFT, REV. IDLE GEAR			
M501-17-140	1				
-----+ 17-327 -----+		SHIM, ADJUST-COUNTER SHAFT GEAR T=0.1MM			
0305-17-327	2				
0305-17-328	1				-7721
*0305-17-328	2				7721-
-----+ 17-341A -----+		GEAR, SPEEDO. DRIVE			
M505-17-341 A (M505-17-341A)	1				-7201
M503-17-341A	1				7201-
-----+ 17-611 -----+		GEAR, OVER TOP			
M517-17-61	1				
7201 NA35*V-730033					
7501 NA35*V-736464					
7721 NA35*V-738834					
7820 NA35*V-739035					

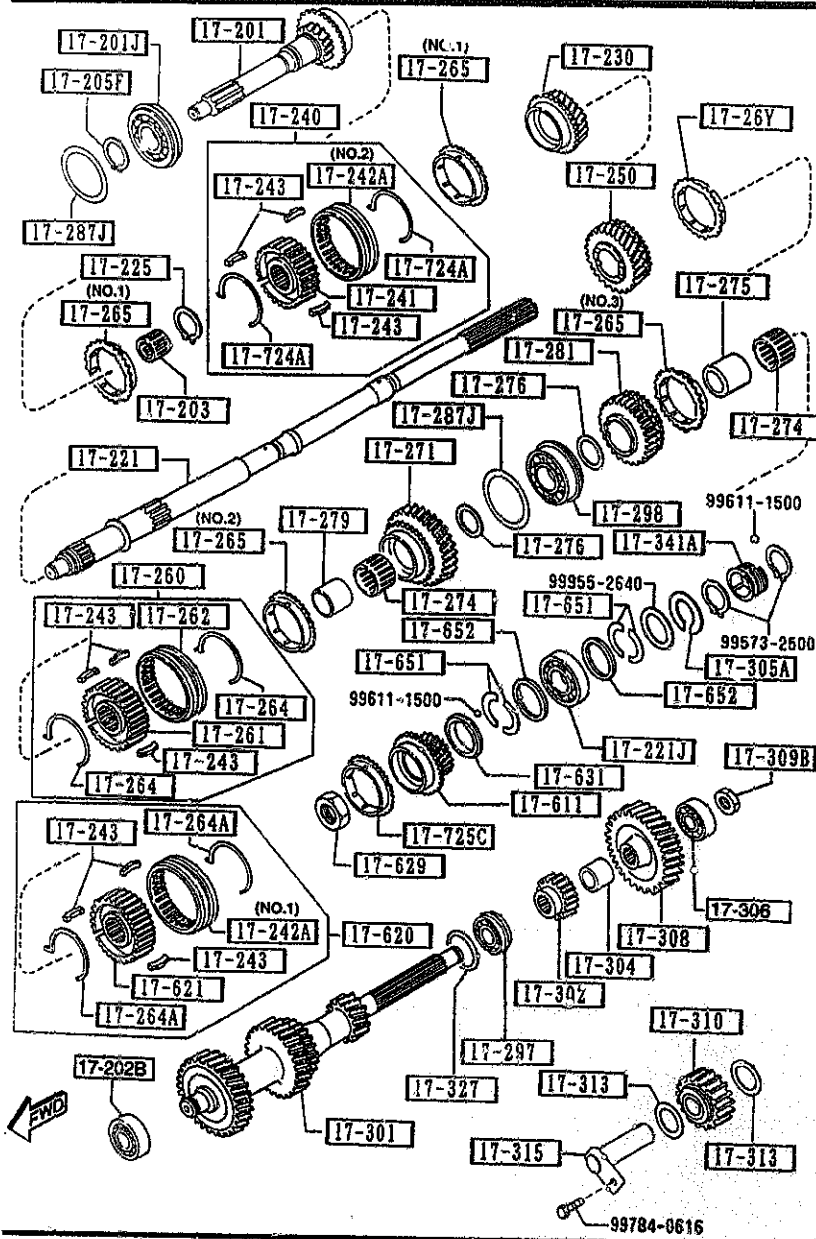
AUNA06

CAT. AUNA06-03

1998-07

1710 MANUAL TRANSMISSION GEARS

1710 -5 * MANUAL TRANSMISSION GEARS



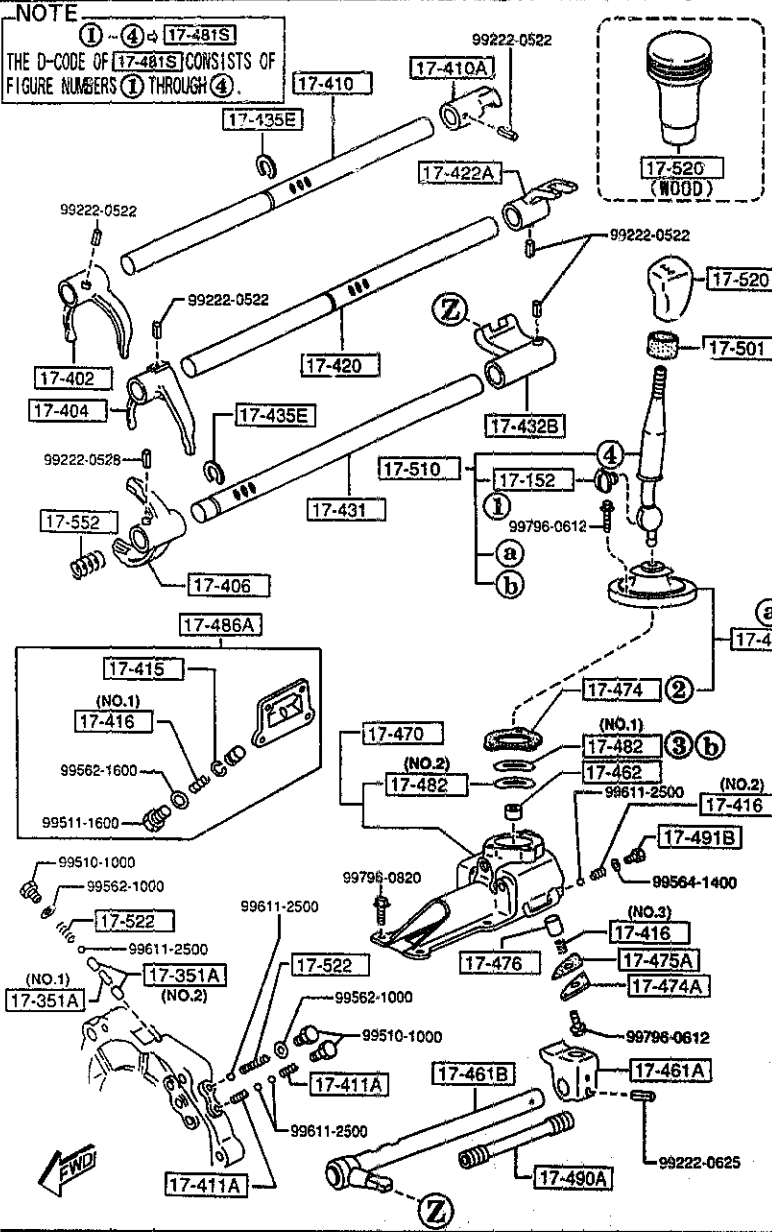
PART NO.	QTY	MODEL/RESTRICTION	MODEL/RESTRICTION	MODEL/RESTRICTION	FROM-TO
17-620	1	HUB SET, CLUTCH-D.T. & REV			
M505-17-620	1				
17-621	1	HUB, CLUTCH			
M505-17-621	1				
17-629	1	NUT, LOCK-CLUTCH HUB			
8601-17-629	1				
17-631	1	WASHER, THRUST LOCK-OVER TOP G. T=6.2MM			
0884-17-632B	1				
0884-17-633B	1	T=6.4MM			
0884-17-634B	1	T=6.5MM			
0884-17-635B	1	T=6.6MM			
17-651	4	WASHER, THRUST			
M501-17-651	4	T=3.0MM			
M501-17-653	2	T=3.1MM			
M501-17-654	2	T=3.2MM			
M501-17-655	2	T=2.9MM			
17-652	2	RING, THRUST WASHER			
M501-17-652	2	T=2.0MM			
17-724A	2	SPRING, SYNCHRO. KEY			
M501-17-724	2				
17-725C	1	RING, SYNCHRONIZER			
V501-17-725	1				

AUNA06

CAT. AUNA06-03

1998-07

1720 MANUAL TRANSMISSION CHANGE CONTROL SYSTEM



1720 -1 MANUAL TRANSMISSION CHANGE CONTROL SYSTEM

PART NO.	QTY	MODEL/RESTRICTION	MODEL/RESTRICTION	MODEL/RESTRICTION	FROM-TO
17-152		BUSH			
M501-17-515	1				
17-351A		PIN, INTER LOCK			
R501-17-351	1 (ILLUST. NO.1)				
0114-17-351	2 (ILLUST. NO.2)				
17-402		FORK, SHIFT (1ST & 2ND)			
M503-17-402	1				
17-404		FORK, SHIFT (3RD & 4TH)			
M501-17-404B	1				
17-406		FORK, SHIFT			
M504-17-406A	1				
17-410		ROD, SHIFT (1ST&2ND)			
M503-17-411	1				
17-410A		END, S/ROD (1ST&2ND)			
M507-17-412A	1				
17-411A		SPRING, SHIFT ROD-REVERSE			
0014-17-411	2				
17-415		RING, RETAINING-SHIFT ROD END			
3648-17-415	1				
17-416		SPRING, SHIFT ROD END			
M501-17-416	1 (ILLUST. NO.1)				
M504-17-416	1 (ILLUST. NO.2)				
M505-17-416	1 (ILLUST. NO.3)				
17-420		ROD, SHIFT (3RD&4TH)			
M504-17-421A	1				
17-422A		END, S/ROD (3RD&4TH)			
M507-17-422A	1				
17-431		ROD, SHIFT-OVER TOP & REVERSE			
7201 NA35*V-730033					

-7201

AUNA06

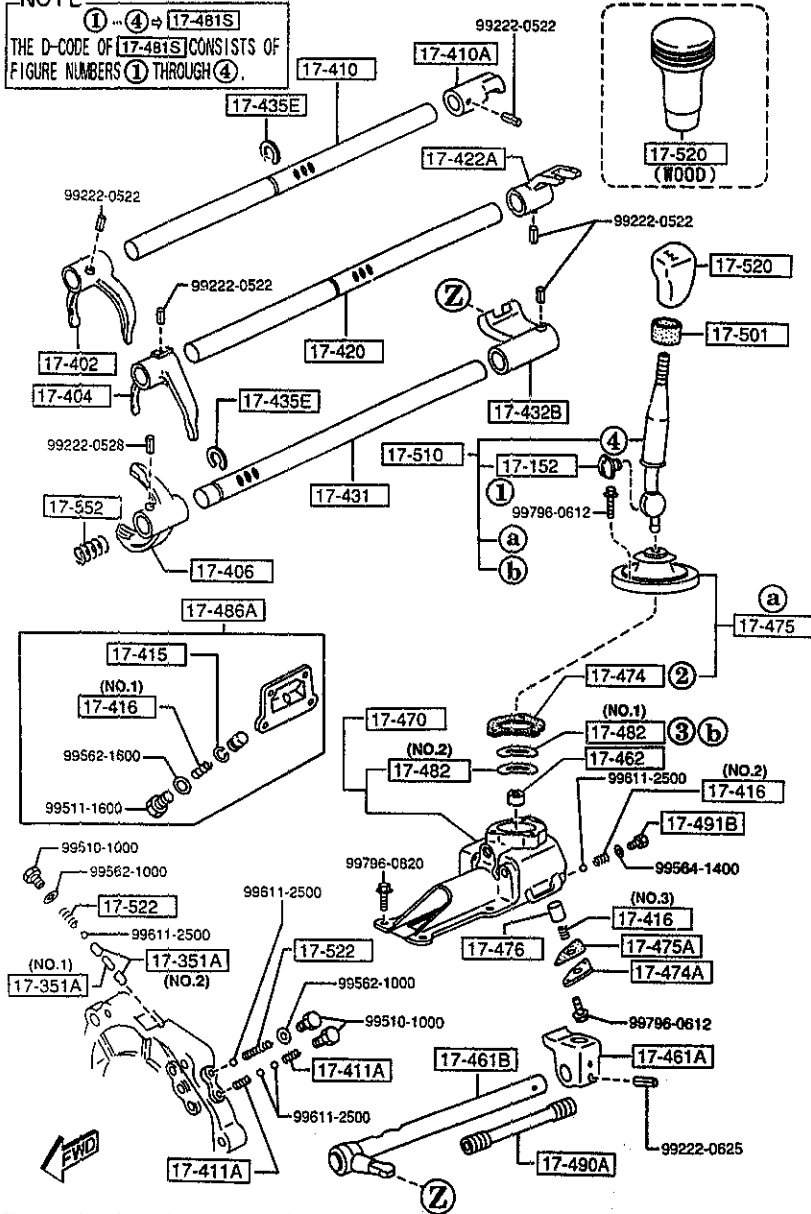
CAT. AUNA06-03

1998-07

1-K 6

NOTE

①-④ → [17-481S]
 THE D-CODE OF [17-481S] CONSISTS OF
 FIGURE NUMBERS ① THROUGH ④.



AUNA06

PART NO.	QTY	MODEL/RESTRICTION	MODEL/RESTRICTION	MODEL/RESTRICTION	FROM-TO
CONT'D					
M506-17-431A	1				
[17-432B]		END,SHIFT ROD(O/TOP&REV.)			
M508-17-432	1				
[17-435E]		RING,RETAINING			
R502-17-435	2				
[17-461A]		END,CONTROL LEVER			
M508-17-461A	1				
[17-461B]		ROD,CONTROL			
M516-17-450A	1				
[17-462]		SHEET,SPRING			
0398-17-462A	1				
[17-470]		CASE,CHANGE CONTROL			
M510-17-470C	1				
[17-474]		GASKET,COVER PLATE			
0303-17-474	1				
[17-474A]		CAP,SPRING			
M501-17-474	1				
[17-475]		BOOT,DUST-CHANGE LEVER			
M513-17-480A	1				
[17-475A]		GASKET,SPRING CAP			
M501-17-475	1				
[17-476]		SPINDLE,SELECT LOCK			
M502-17-476A	1				
[17-481S]		BUSH SET,CHANGE LEVER			
8AN1-17-481	1				
[17-482]		WASHER,WAVE-CHANGE CONTROL CASE (ILLUST. NO.1)			
M505-17-482	1				
8599-17-482	1	(ILLUST. NO.2)			

CAT. AUNA06-03

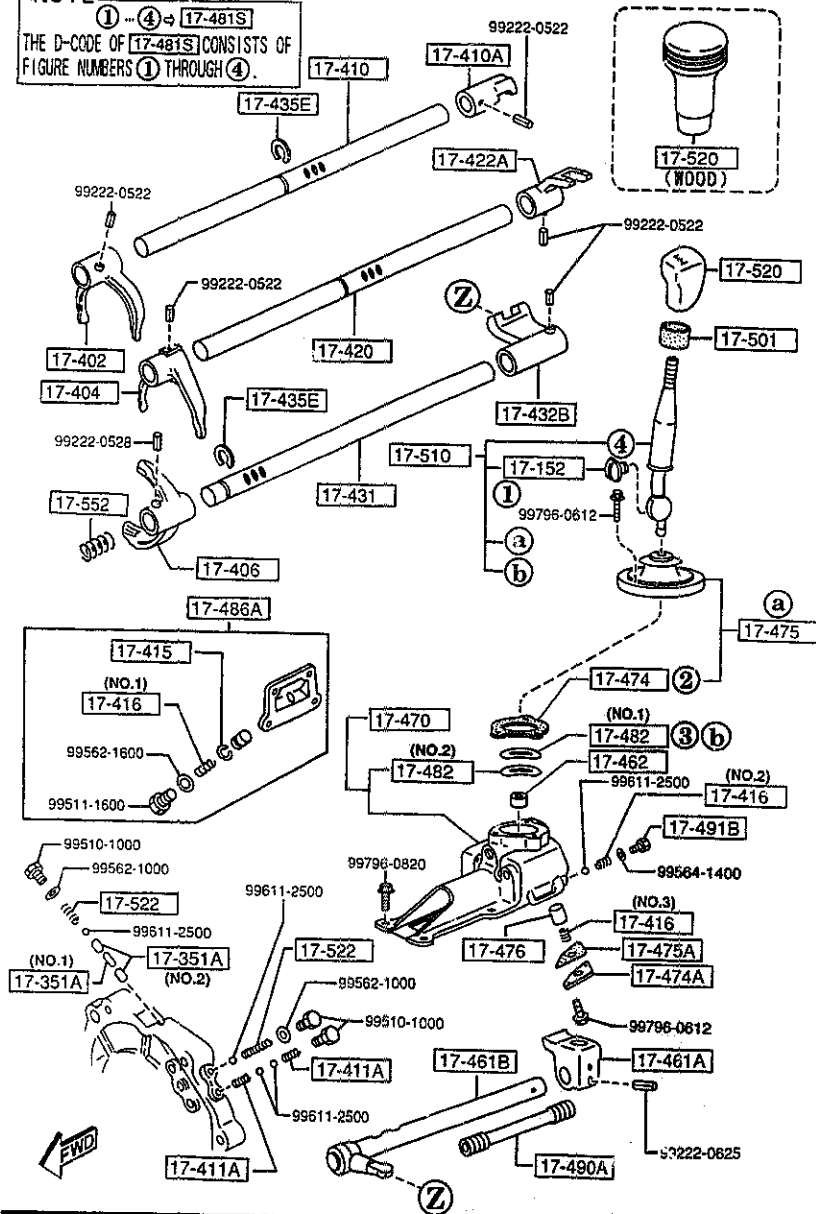
1998-07

1720 MANUAL TRANSMISSION CHANGE CONTROL SYSTEM

1720 -3 * MANUAL TRANSMISSION CHANGE CONTROL SYSTEM

NOTE

① -- ④ → 17-481S
 THE D-CODE OF 17-481S CONSISTS OF
 FIGURE NUMBERS ① THROUGH ④.



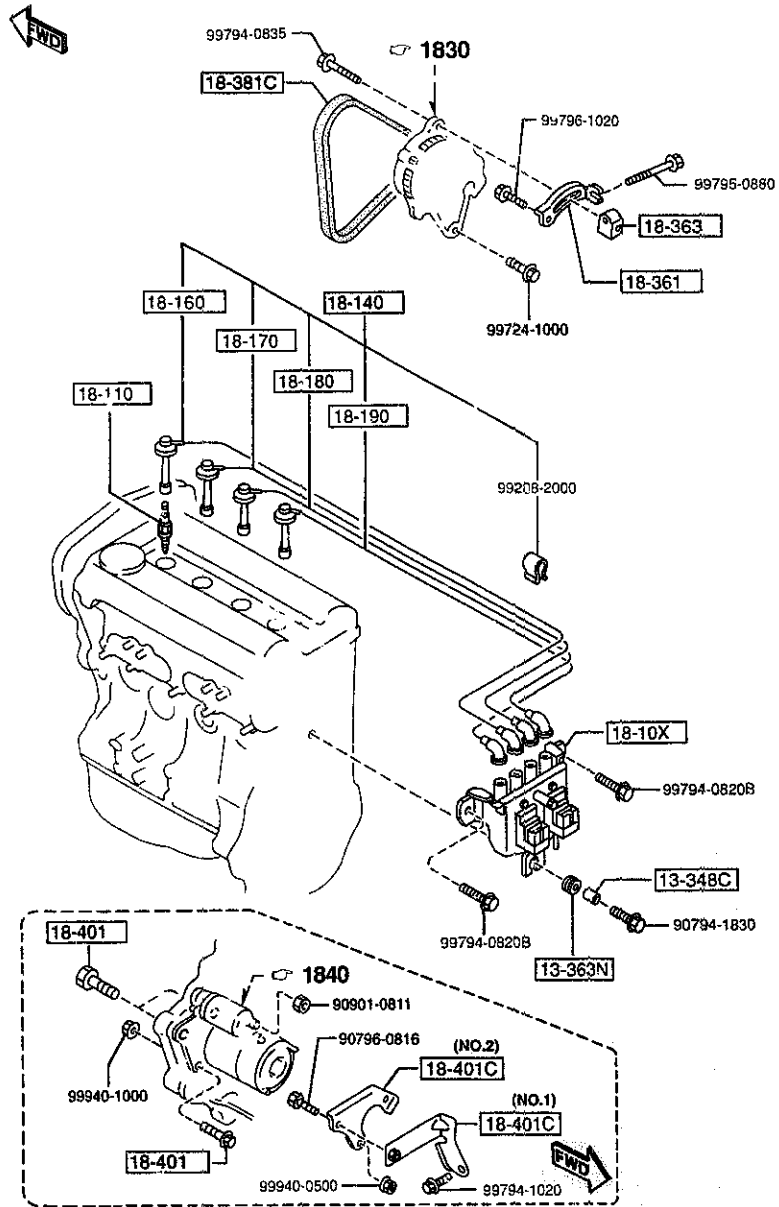
PART NO.	QTY	MODEL/RESTRICTION	MODEL/RESTRICTION	MODEL/RESTRICTION	FROM-TO
17-486A		COVER, BLIND			
R501-17-47X AN(R501-17-47XA)	1				-7201
R501-17-47XA	1				7201-
17-490A		COVER, ROD			
M504-17-490A	1				
17-491B		CAP, SPRING			
0183-17-491	1				
17-501		INSULATOR, CHG LEVER			
M501-17-501	1				
17-510		LEVER, CHANGE			
M524-17-510C	1				
17-520		KNOB, CHANGE LEVER			
M515-17-520	1	(URETHANE)			
00	INT-	NA3 NA5 BLACK			
M517-17-520	1	(WOOD)			
M518-17-520A	1	(LEATHER)			
17-522		SPRING			
0103-17-411	2				
17-552		SPRING			
M505-17-552	1				
7201 NA35*V-730033					

AUNA06

CAT. AUNA06-03

1998-07

1800 ENGINE ELECTRICAL SYSTEM



1800 -1 ENGINE ELECTRICAL SYSTEM

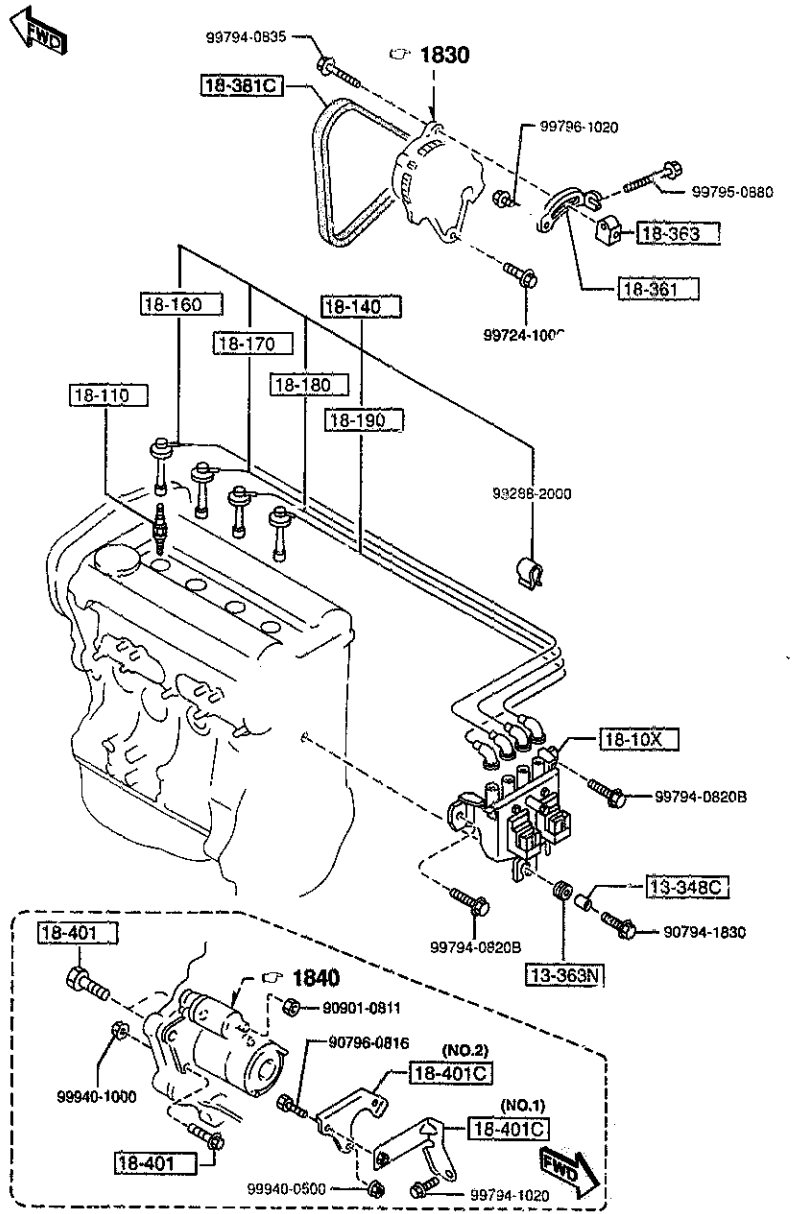
PART NO.	QTY	MODEL/RESTRICTION	MODEL/RESTRICTION	MODEL/RESTRICTION	FROM-TO
13-348C		SPACER			
B61P-13-348	1				
13-363N		RUBBER, MOUNTING			
B61P-13-363A	1				
18-10X		COIL & IGNITER			
BPE8-18-10XB	1				
18-110		PLUG, SPARK			
BP01-18-110	4	BKR5E-11 NGK (STD.)			
BP02-18-110	4	K16PR-U11 ND (STD.)			
BP03-18-110	4	BKR6E-11 NGK (OPTION COLD TYPE)			
BP04-18-110	4	K20PR-U11 ND (OPTION COLD TYPE)			
18-140		CORD SET, HI. TENSION			
BPE8-18-140A	1				
18-160		CORD NO. 1, HI. TENSION			
BPE8-18-T51	1				
18-170		CORD NO. 2, HI. TENSION			
BPE8-18-T52	1				
18-180		CORD NO. 3, HI. TENSION			
BPE8-18-T53	1				
18-190		CORD NO. 4, HI. TENSION			
BPE8-18-T54A	1				
18-361		STRAP, ALTERNATOR			
B6BF-18-361C	1				
18-363		SPACER, STRAP			
FP01-18-363	1				
18-381C		BELT *V*, W/PUMP & ALTERNATOR			
B6BF-18-381	1	4PK L-885 BAND			

AUNA06

CAT. AUNA06-03

1998-07

1800 ENGINE ELECTRICAL SYSTEM



AUNA06

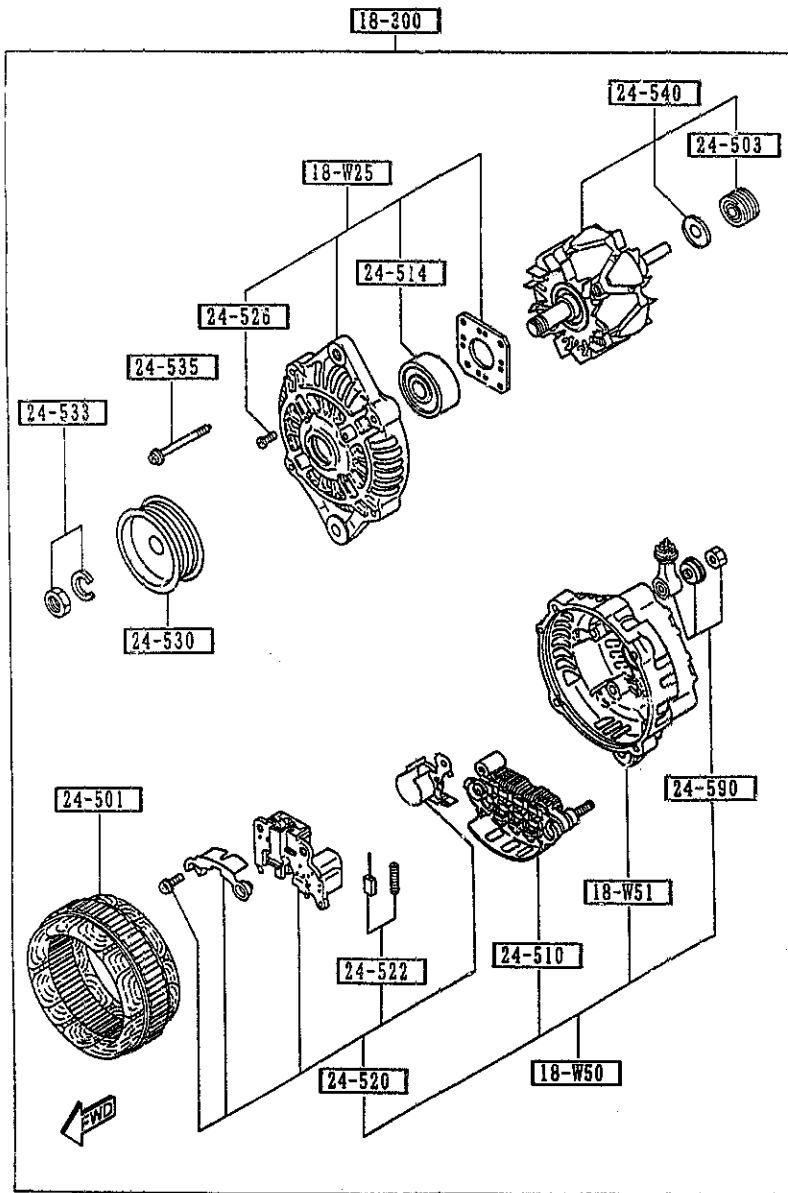
1800 -2 * ENGINE ELECTRICAL SYSTEM

PART NO.	QTY	MODEL/RESTRICTION	MODEL/RESTRICTION	MODEL/RESTRICTION	FROM-TO
CONT'D					
B596-18-381	1	4PK L=885 GOOD YEAR			
18-401	1	BOLT, STARTER			6801
B686-18-401A	3				
18-401C	1	BRACKET, STARTER			
BPE8-18-410	1	(ILLUST. NO.1) (MT)			
B660-18-411C	1	(ILLUST. NO.2) (MT)			
6801 NA35*V-719630					

CAT. AUNA06-03

1998-07

1830 ALTERNATOR



1830 -1 ALTERNATOR

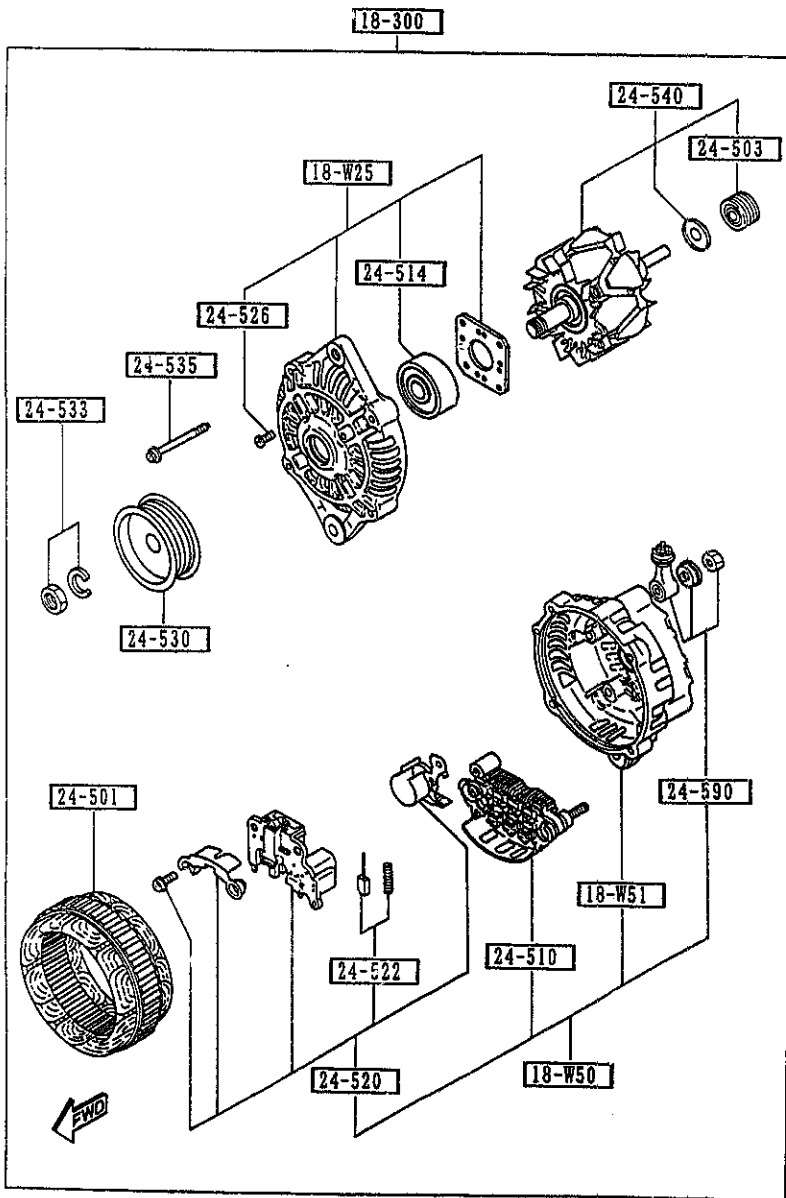
PART NO.	QTY	MODEL/RESTRICTION	MODEL/RESTRICTION	MODEL/RESTRICTION	FROM-TO
18-W25	1	COVER, FRONT-ALTERNATOR			
FS05-18-W25	1				
18-W50	1	COVER, REAR-ALTERNATOR			-6B01
BPE8-18-W50	1				6B01-
BPE9-18-W50	1				
18-W51	1	COVER, REAR-ALTERNATOR (G)			
FS05-18-W51	1				
18-300	1	ALTERNATOR			
BPE8-18-300	1	(MT)			-6B01
BPE9-18-300	1	(AT)			-6B01
AN(BPE9-18-300A)	1				6B01-
BPE9-18-300A	1				
24-501	1	STATOR			
JE15-18-W45	1				
24-503	1	BEARING, BALL-ALT. REAR			
N336-18-W36	1				
24-510	1	RECTIFIER			-6B01
BPE8-18-W60	1				6B01-
BPE9-18-W60	1				
24-514	1	BEARING, BALL-ALT. FRONT			
PN16-18-W27	1				
24-520	1	REGULATOR, VOLTAGE			-6B01
B64J-18-W70A	1				6B01-
B62P-18-W70	1				
24-522	2	BRUSH			
B3C7-18-W77	2				
24-526	1	SCREW SET			
RF71-18-W26	1				
6B01 NA35*V-723096					

AUNA06

CAT. AUNA06-03

1998-07

1830 ALTERNATOR

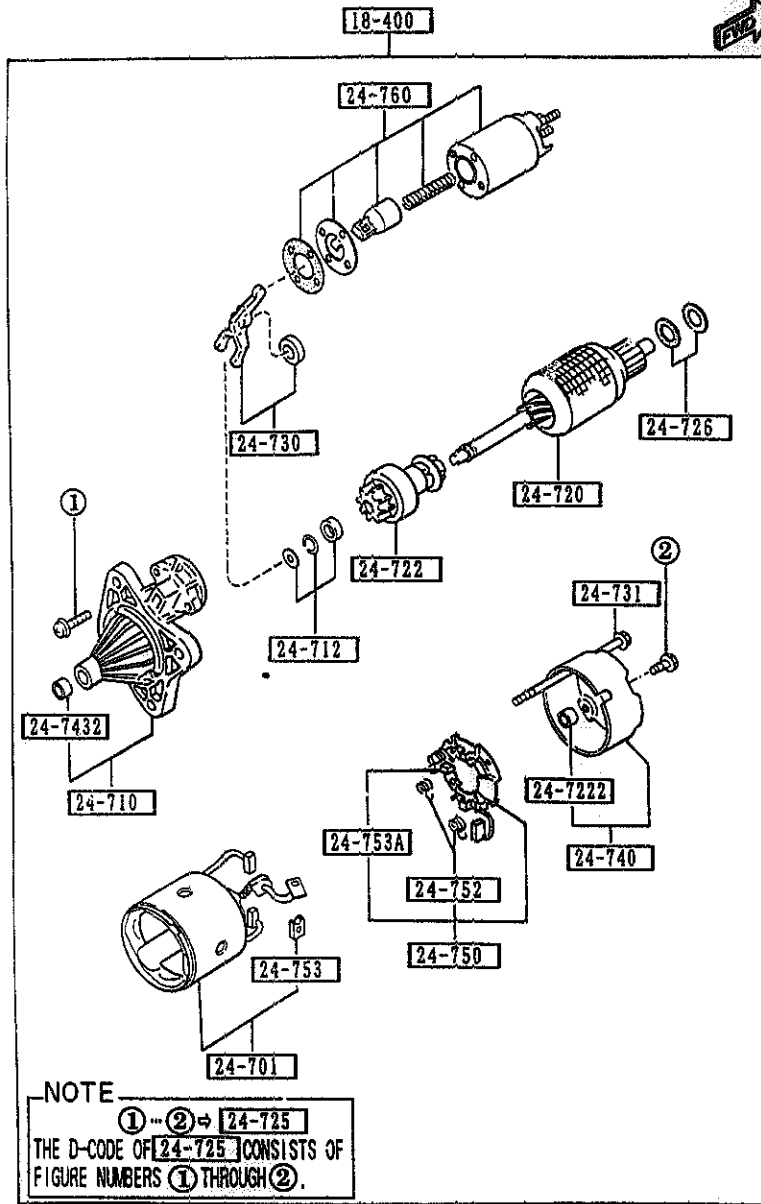


1830 -2 * ALTERNATOR

PART NO.	QTY	MODEL/RESTRICTION	MODEL/RESTRICTION	MODEL/RESTRICTION	FROM-TO
24-530		PULLEY			
B3C7-18-W10	1				
24-533		NUT SET			
B3C7-18-W05	1				
24-535		SCREW SET			
RF71-18-W20	1				
24-540		ROTOR			
F285-18-W35A	1 (AT)				
B366-18-W35D	1 (MT)				
F285-18-W35A	1 (MT)				
24-590		TERMINAL SET			
BP03-18-W80	1				

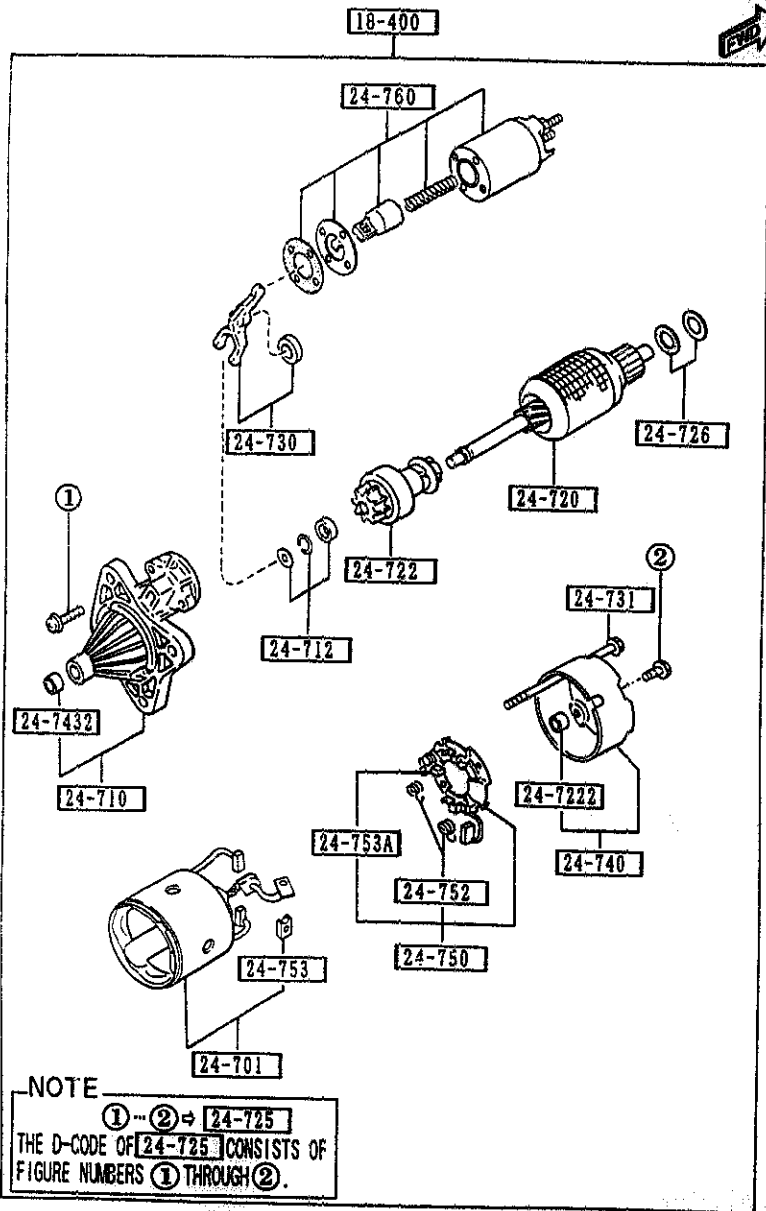
-6801
6801-

6801 NA35*V-723096



PART NO.	QTY	MODEL/RESTRICTION	MODEL/RESTRICTION	MODEL/RESTRICTION	FROM TO
18-400		STARTER			
B61R-18-400A	1	NON ASBESTOS			
24-701		YOKE			
B61R-18-X65	1				
24-710		BRACKET, FRONT			
B61R-18-X00	1				
24-712		STOPPER SET			
E356-18-X30	1				
24-720		ARMATURE			
B658-18-X60	1	NON ASBESTOS			
24-722		CLUTCH, OVER RUNNING			
B630-18-X45	1	MITSUBISHI			
24-7222		SLEEVE, BEARING-REAR			
E356-18-X81	1				
24-725		SCREW SET			
E356-18-X95	1	MITSUBISHI			
24-726		WASHER SET			
E356-18-X92	1				
24-730		LEVER			
E356-18-X05	1	MITSUBISHI			
24-731		BOLT SET			
B630-18-X90	2				
24-740		BRACKET, REAR			
E356-18-X80	1	MITSUBISHI			
24-7432		SLEEVE, BEARING-FRONT			

1840 STARTER
(MT)



AUNA06

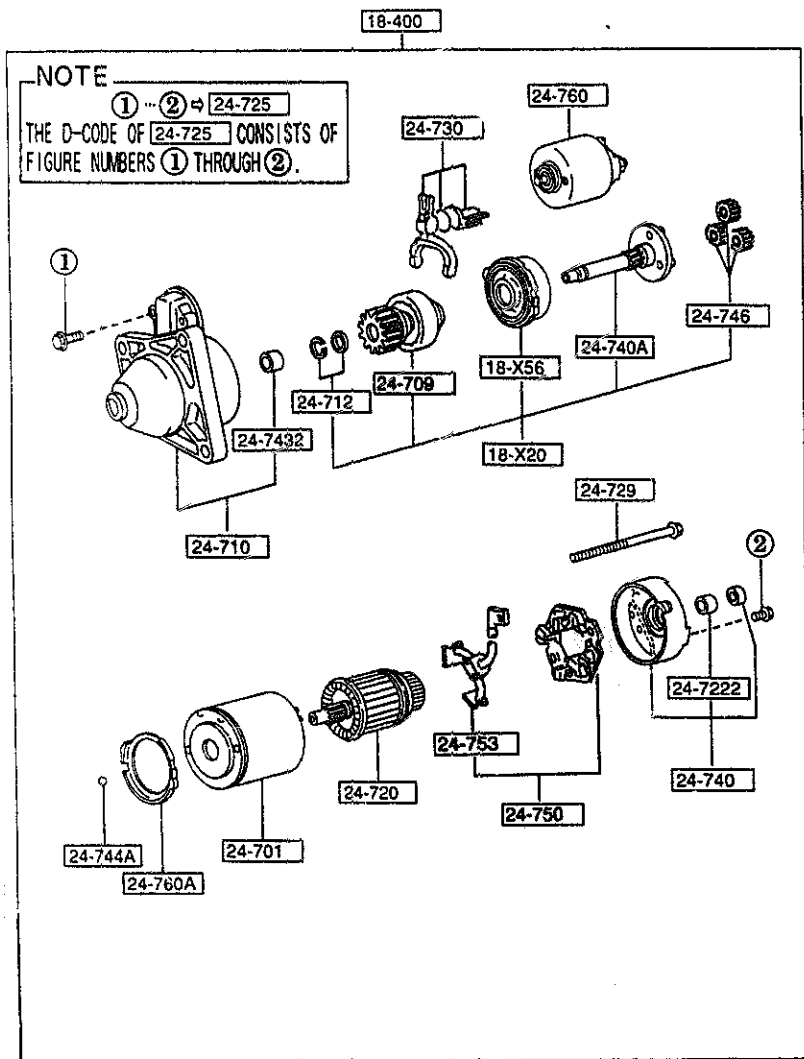
1840 -2 * STAR/ER
(MT)

PART NO.	QTY	MODEL/RESTRICTION	MODEL/RESTRICTION	MODEL/RESTRICTION	FROM-TO
CONT'D F210-18-X01	1				
24-750		HOLDER, BRUSH			
B61R-18-X70	1				
24-752		SPRING, BRUSH			
0222-24-752A	4				
24-753		BRUSH, YOKE			
B630-18-X66	2				
24-753A		BRUSH			
B660-18-X66	2				
24-760		SWITCH			
E356-18-X10	1	MITSUBISHI			

CAT. AUNA06-03

1998-07

1840 A STARTER
(AT)



1840 A-1 STARTER
(AT)

PART NO.	QTY	MODEL/RESTRICTION	MODEL/RESTRICTION	MODEL/RESTRICTION	FROM-TO
18-X20		SHAFT, PINION			
AM15-18-X20	1				
18-X56		GEAR, INTERNAL-STARTER			
F225-18-X56	1	MITSUBISHI			
18-400		STARTER			
BPE9-18-400	1				
24-701		YOKE			
JF01-18-X65	1				
24-709		PINION			
AM15-18-X25	1				
24-718		BRACKET, FRONT			
BPE9-18-X00	1				
24-712		STOPPER SET			
N326-18-X30	1	MITSUBISHI			
24-720		ARMATURE			
AM15-18-X60	1				
24-722		SLEEVE, BEARING-REAR			
N326-18-X62A	1	MITSUBISHI			
24-725		SCREW SET			
E356-18-X95	1	MITSUBISHI			
24-729		BOLT			
N326-18-X91	2				
24-738		LEVER			
N326-18-X05	1				
24-740		BRACKET, REAR			
JF01-18-X80A	1				

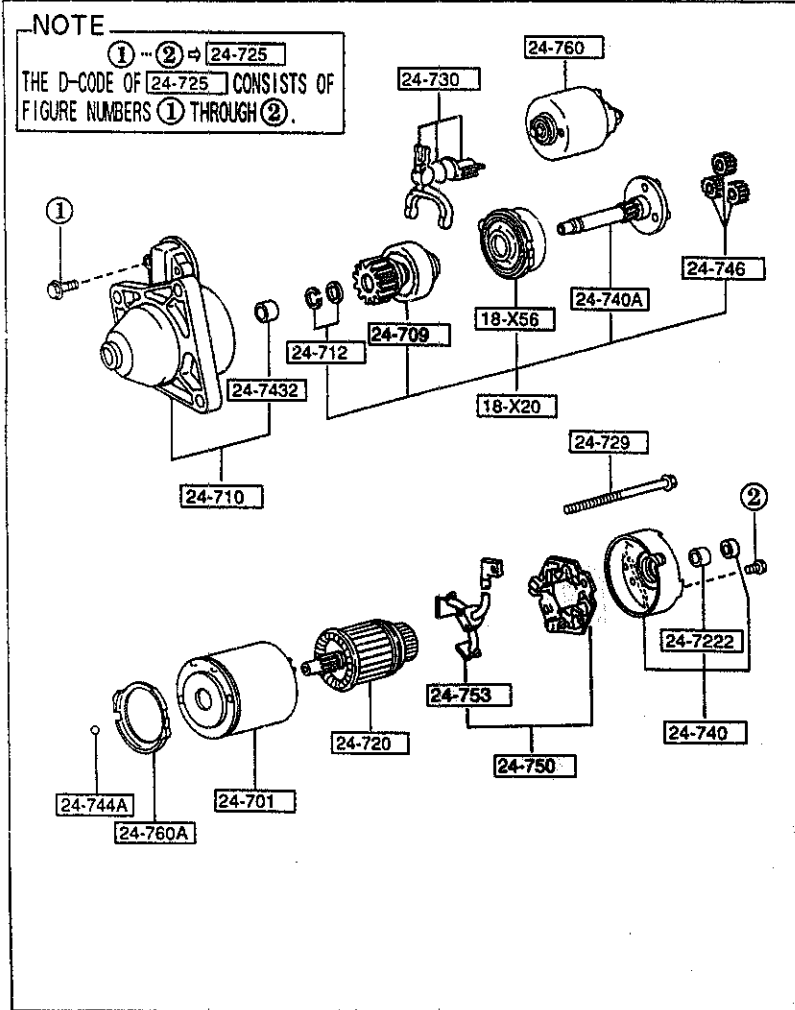
AUNA06

CAT. AUNAD6-E3

1998-07

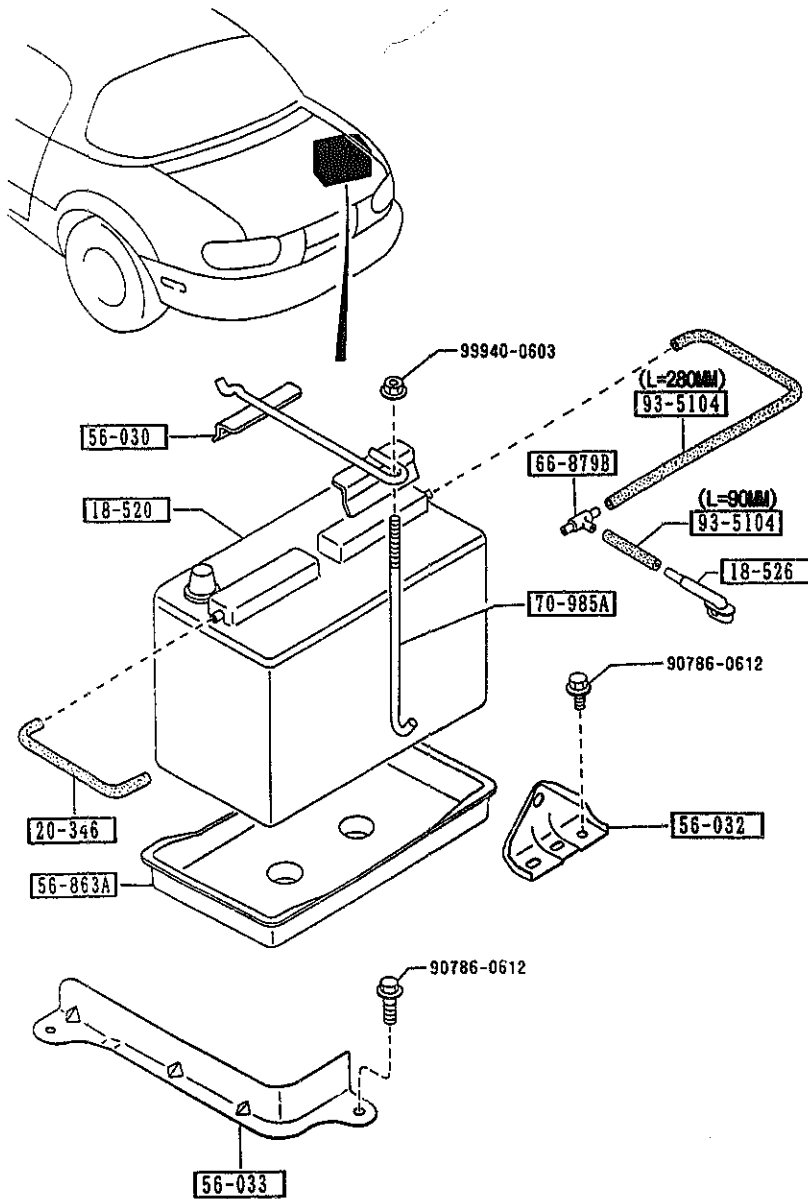
1840 A STARTER
(AT)

1840 A-2 * STARTER
(AT)



PART NO.	QTY	MODEL/RESTRICTION	MODEL/RESTRICTION	MODEL/RESTRICTION	FROM-TO
24-740A		SHAFT			
F214-18-X40	1				
24-7432		SLEEVE, BEARING-FRONT			
E356-18-X01	1	MITSUBISHI			
24-744A		BALL, STEEL			
N326-18-X93	1	MITSUBISHI			
24-746		GEAR			
N326-18-X57	3	MITSUBISHI			
24-750		HOLDER, BRUSH			
F2D4-18-X70	1				
24-753		BRUSH, YOKE			
F2D4-18-X66	1				
24-760		SWITCH			
BPD4-18-X10	1				
24-760A		GASKET			
N326-18-X87	1				

1850 BATTERY



1850 -1 * BATTERY

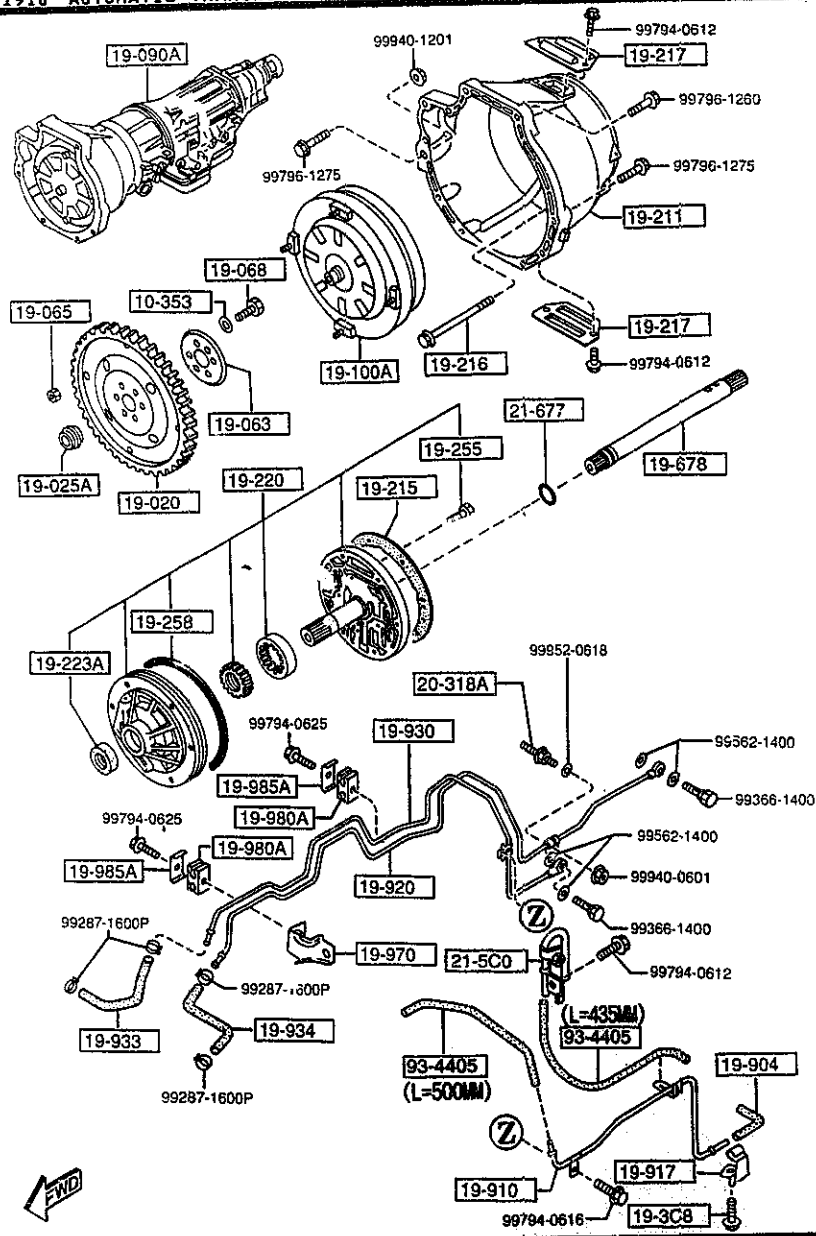
PART NO.	QTY	MODEL/RESTRICTION	MODEL/RESTRICTION	MODEL/RESTRICTION	FROM-TO
18-520		BATTERY			
B6AC-18-520	1	S46A24L(S) PANASONIC			
18-526		CONNECTOR, TUBE-BATTERY			
B61P-18-526	1				
20-346		TUBE, VACUUM			
B61P-18-524	1				
56-030		CLAMP, BATTERY			
NA01-56-03XA	1				
56-032		BRACKET, BATTERY CLAMP			
NA01-56-032B	1				
56-033		BRACKET, STOPPER-BATTERY			
NA01-56-033B	1				
56-B63A		TRAY, BATTERY			
B095-56-032	1				
66-879B		JOINT			
0813-66-879	1				
70-985A		BOLT, CLAMP			
0259-54-292A	1				
93-5104		HOSE			
99351-04999	1	L=1M CUT IT TO USE			

AUNA06

CAT. AUNA06-03

1998-07

1910 AUTOMATIC TRANSMISSION TORQUE CONVERTER, OIL PUMP & PIPINGS



1910 -1 AUTOMATIC TRANSMISSION TORQUE CONVERTER, OIL PUMP & PIPINGS

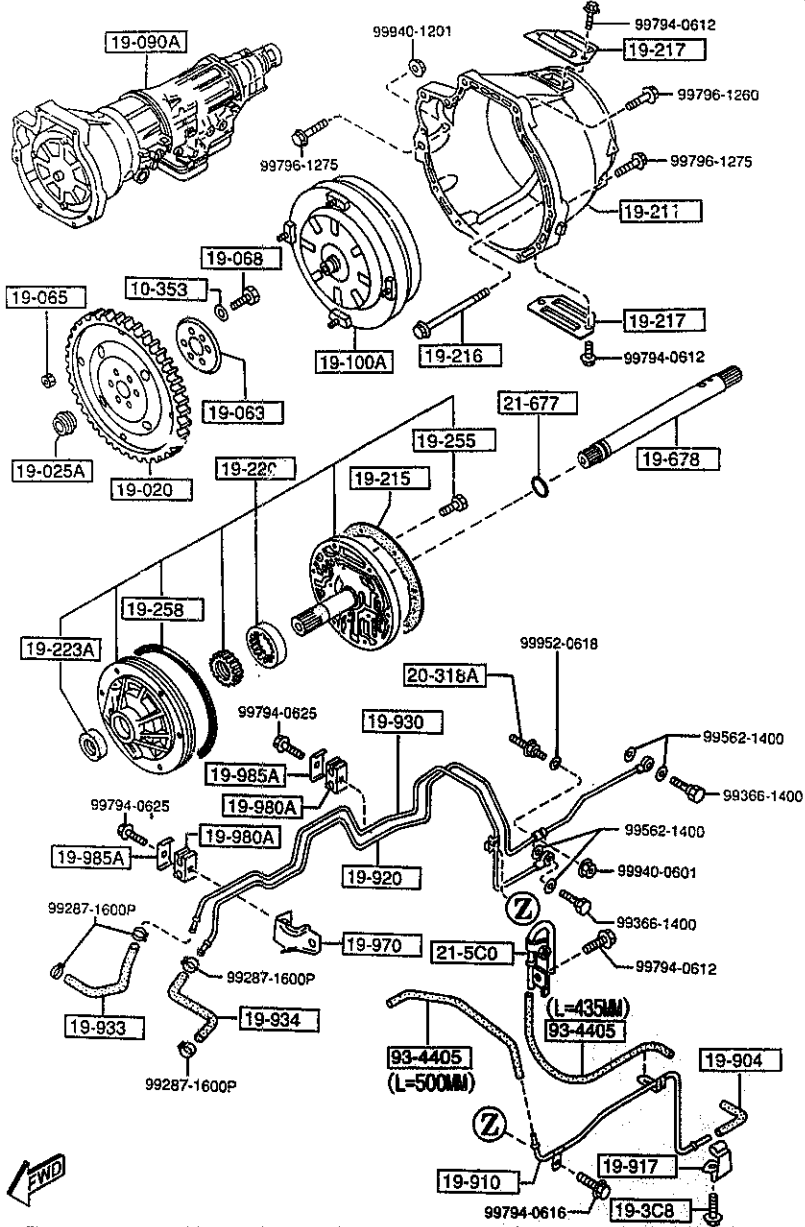
PART NO	QTY	MODEL/RESTRICTION	MODEL/RESTRICTION	MODEL/RESTRICTION	FROM-TO
10-353		WASHER,PLAIN			
0290-10-353	6				
19-020		PLATE,DRIVE			
BU55-19-020	1				
19-025A		ADAPTER,DRIVE PLATE			
FU60-19-025	1				-7A20
19-063		PLATE,BACKING			
FT31-19-063	1				-7A20
FA01-19-025	1	SUMINO INDUSTRY			7A20-
19-065		NUT			
FU51-19-065	4				
19-068		BOLT,LOCK			
FT31-19-064	6				
19-090A		T/MISSION CPT.			
N451-19-090C A (N451-19-090D)	1				-7201
N451-19-090D A (N451-19-090E)	1				7201-7415
N451-19-090E	1				7415-
19-109A		CONVERTER,TORQUE			
BU55-19-100	1				-7107
N451-19-100	1				7107-
19-211		HOUSING,CONVERTER			
BU55-19-211	1				
19-215		GASKET,OIL PUMP NON ASBESTOS			
BU46-19-215	1				
19-216		BOLT			
BU01-19-216	6				
7107 NA35WV-727942 7201 NA35WV-730033 7415 NA35WV-735532 7A20 NA35WV-739053					

AUNA06

CAT. AUNA06-03

1998-07

1910 AUTOMATIC TRANSMISSION TORQUE CONVERTER, OIL PUMP & PIPINGS



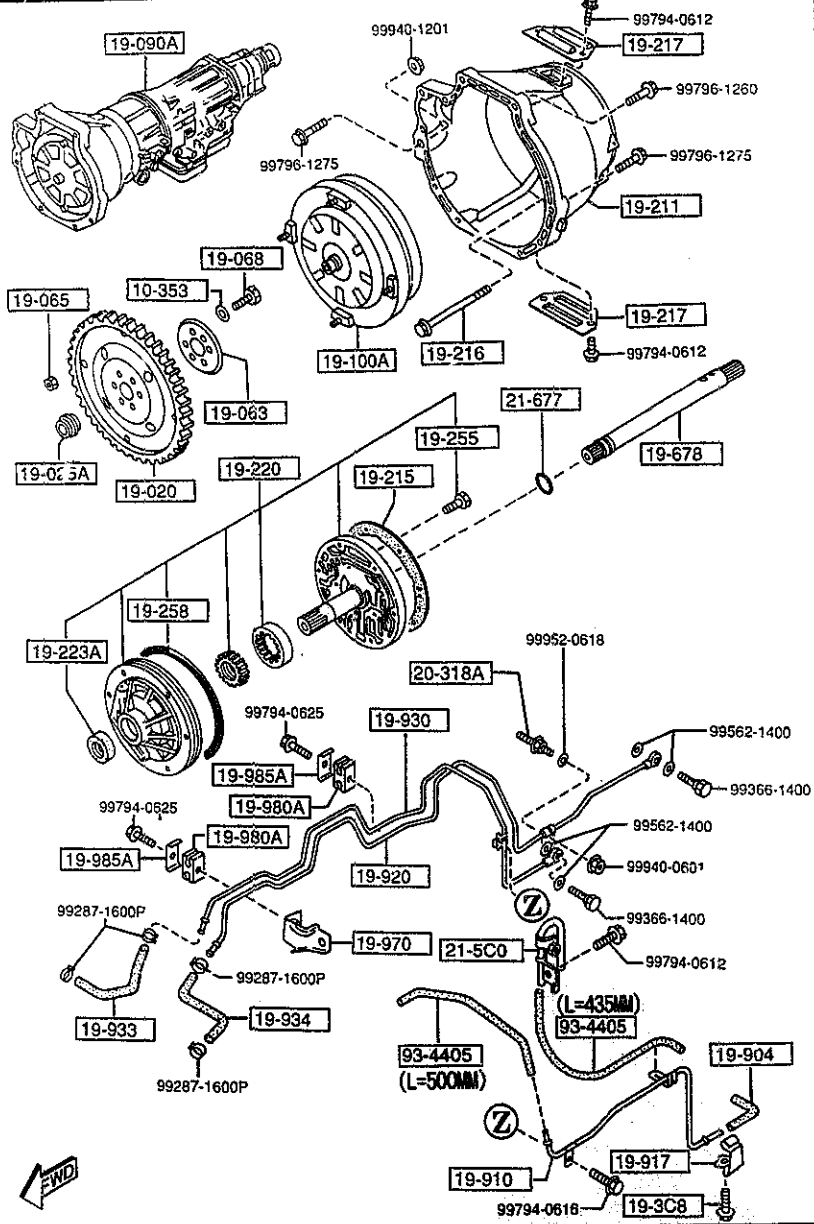
PART NO.	QTY	MODEL/RESTRICTION	MODEL/RESTRICTION	MODEL/RESTRICTION	FROM-TO
19-217		COVER, BLIND			
BU55-19-217	2				
19-220		PUMP, OIL			
N451-19-220	1				-7415
A (N451-19-220A)					7415-
N451-19-220A	1				
19-223A		SEAL, OIL			
0338-19-223A	1	NOK			
19-255		BOLT			
0338-19-255	5				
19-258		SEAL, CUT RING			
0338-19-258	1				
19-3C8		BOLT, BAFFLE PLATE			
BU55-19-3C8	1	L=12MM			
19-678		SHAFT, INPUT			
N451-21-678	1				
19-904		HOSE, VACUUM			
0338-19-904A	1				
19-910		PIPE, VACUUM			
BU55-19-910A	1				
19-917		CLIP			
0436-19-917	1				
19-920		PIPE, OIL			
N451-19-920	1				
19-930		PIPE, OIL			
N452-19-930	1				
19-933		HOSE, OIL			
BU55-19-933A	1				
7415 NA35*V-735532					

AUNA06

CAT. AUNA06-03

1998-07

1910 AUTOMATIC TRANSMISSION TORQUE CONVERTER, OIL PUMP & PIPINGS



1910 -3 * AUTOMATIC TRANSMISSION TORQUE CONVERTER, OIL PUMP & PIPINGS

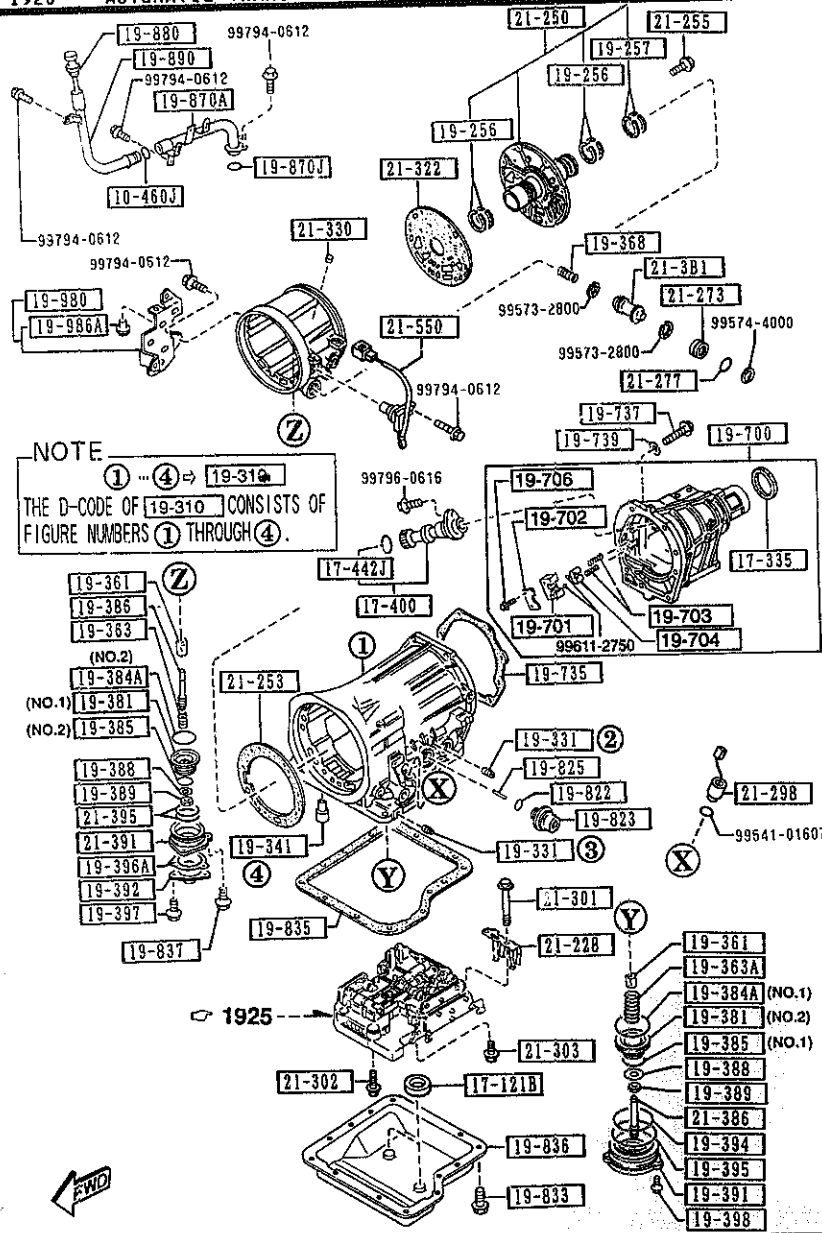
PART NO.	QTY	MODEL/RESTRICTION	MODEL/RESTRICTION	MODEL/RESTRICTION	FROM-TO
19-934		HOSE,OIL			
BU55-19-934A	1				
19-970		BRACKET			
BU55-19-970A	1				
19-980A		SUPPORT,OIL PIPE			
BU29-19-980	2				
19-985A		CLIP,OIL PIPE			
BU29-19-985	2				
20-318A		BOLT			
BU27-19-838	1				
21-5C0		BREATHER			
N451-21-5C0	1				
21-677		RING,'O'			
BU01-21-677	1				
93-4405		HOSE			
99344-05150	1	L=15M CUT IT TO USE			

AUNA06

CAT. AUNA06-03

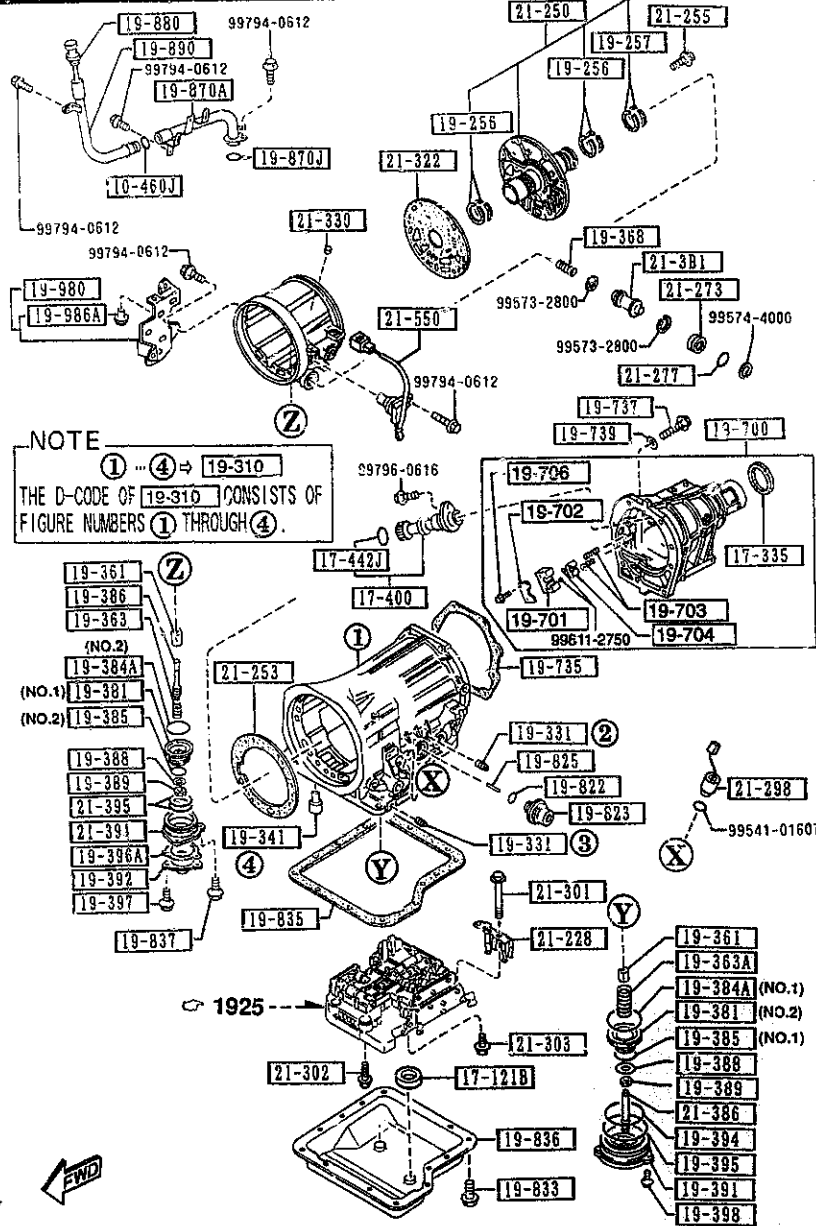
1998-07

1920 AUTOMATIC TRANSMISSION CASE & MAIN CONTROL SYSTEM



PART NO.	QTY	MODEL/RESTRICTION	MODEL/RESTRICTION	MODEL/RESTRICTION	FROM-TO
10-460J		RING, 'O'			
99541-01201	1				
17-121B		MAGNET			
F401-17-121	2				
17-335		SEAL, OIL			
M507-17-335A	1				
17-400		GEAR SET, DRIVEN-SPEED			
N451-17-400	1				
17-442J		RING, 'O'			
1011-17-443	1				
19-256		RING, SEAL			
BU01-19-256	4				
19-257		RING, SEAL			
BU01-19-257	2				
19-310		CASE, T/MISSION			
N451-19-310	1				
19-331		PLUG, SQUARE HEAD			
0338-19-331A	2				
19-341		BOLT, ANCHOR END			
0338-19-341	1				
19-361		STRUT, BAND			
0338-19-361B	2				
19-363		SPRING, PISTON RETURN			
FT40-19-363	1				
19-363A		SPRING, PISTON RETURN			
BU10-19-363	1				
19-368		SPRING, CUSHION-PISTN. STEM			
BU20-19-368	1				

1920 AUTOMATIC TRANSMISSION CASE & MAIN CONTROL SYSTEM



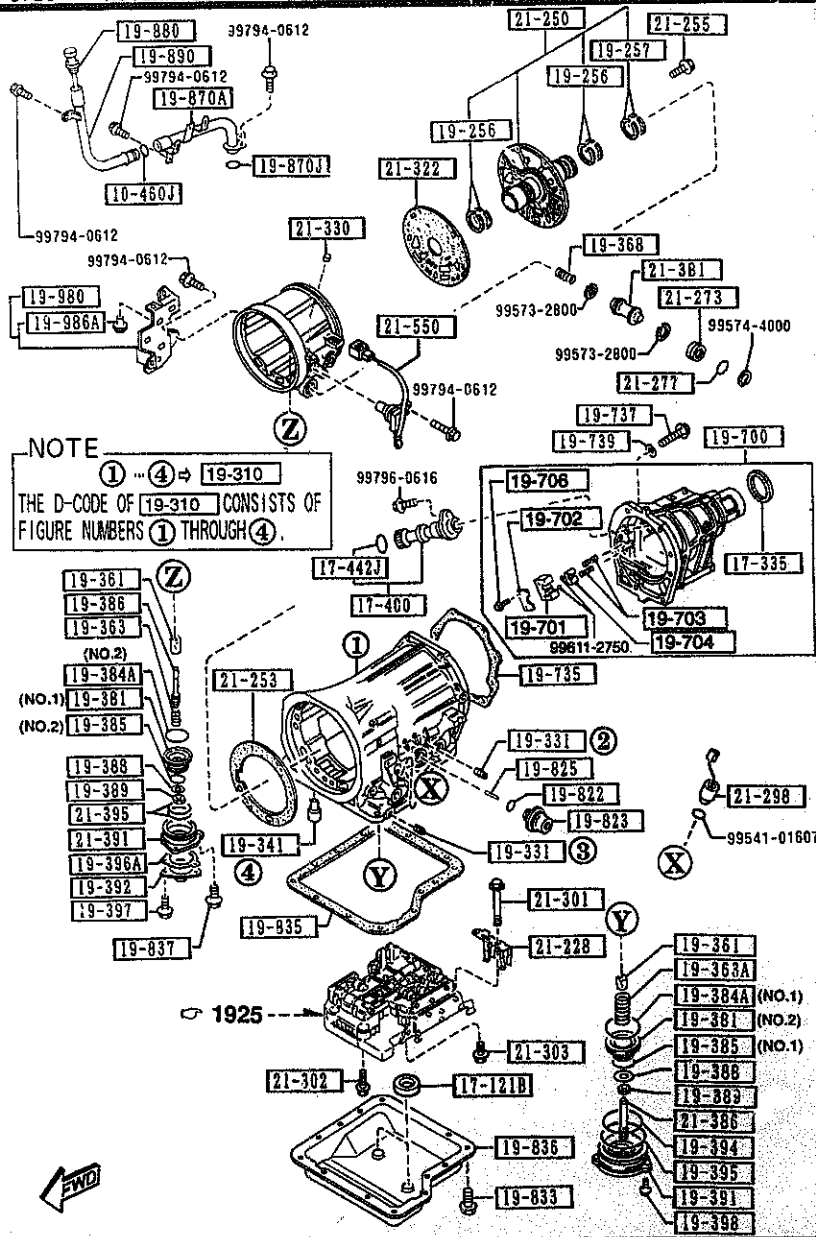
PART NO.	QTY	MODEL/RESTRICTION	MODEL/RESTRICTION	MODEL/RESTRICTION	FROM-TO
19-381		PISTON, BAND SERVO			
BV03-19-381	1	(ILLUST. NO.1)			
N451-19-381	1	(ILLUST. NO.2)			
19-384A		SEAL, PISTON			
BU10-19-384	1	(ILLUST. NO.1)			
BU55-19-384	1	(ILLUST. NO.2)			
19-385		SEAL, PISTON			
BU05-19-385	1	D=49.6MM (ILLUST. NO.1)			
0842-19-385	1	D=36MM (ILLUST. NO.2)			
19-386		STEM, PISTON			
0338-19-386A	1				
19-388		WASHER, PLAIN			
0338-19-388A	2				
19-389		NUT			
0338-19-389	2				
19-391		RETAINER, SERVO			
N451-19-391	1				
19-392		COVER, SERVO			
1758-19-392A	1				
19-394		SEAL, LATHE CUT			
0842-19-394	1				
19-395		RING, 'O'			
0338-19-395	1				
19-396A		GASKET			
BU46-19-396	1	NON ASBESTOS			
19-397		BOLT			
1758-19-397	3				

AUNA06

CAT. AUNA06-03

1998-07

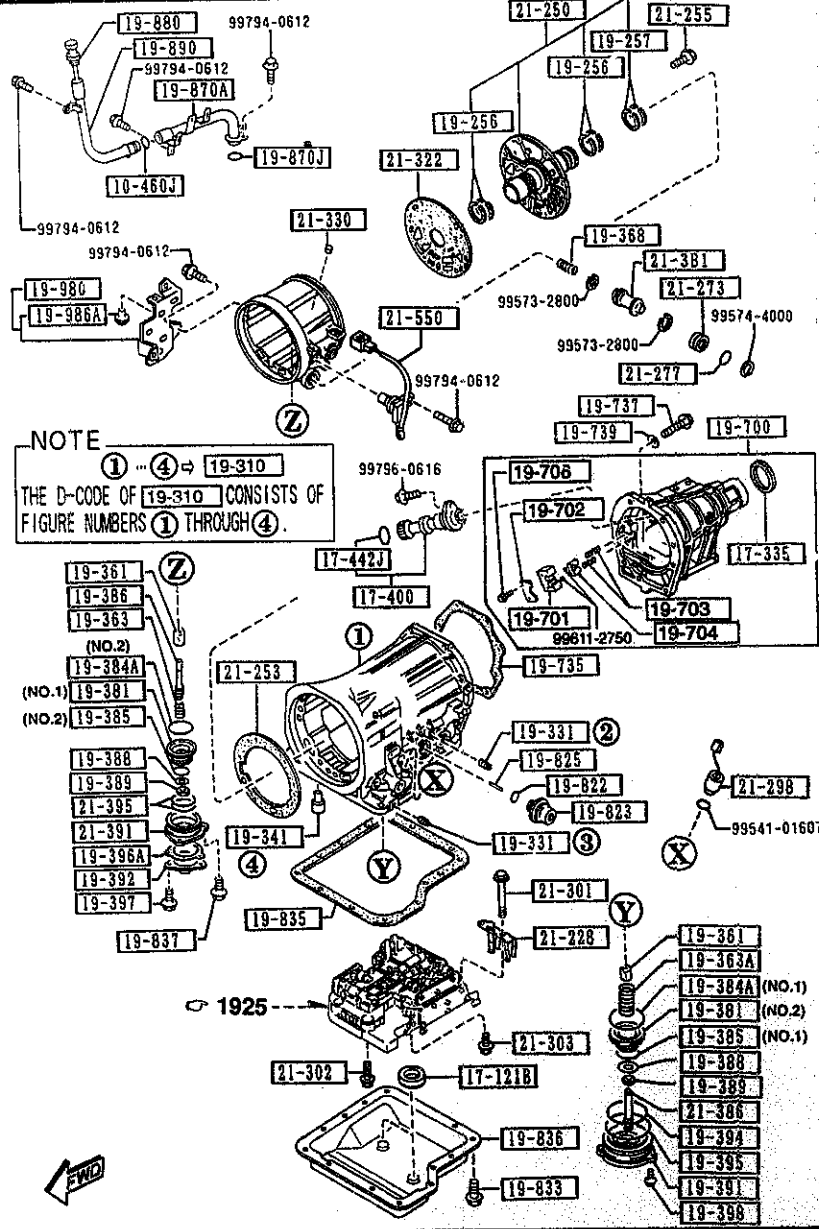
1920 AUTOMATIC TRANSMISSION CASE & MAIN CONTROL SYSTEM



NOTE
 ① ④ ⇒ 19-310
 THE D-CODE OF 19-310 CONSISTS OF
 FIGURE NUMBERS ① THROUGH ④.

PART NO.	QTY	MODEL/RESTRICTION	MODEL/RESTRICTION	MODEL/RESTRICTION	FROM-TO
19-378		BOLT			
0338-19-398	3				
19-700		HOUSING, EXTENSION			
BUY2-19-7A0	1				
19-701		SUPPORTER, ACTUATOR			
BUY7-19-701	1				
19-702		PLATE, RETAINING			
0338-19-702A	1				
19-703		SPRING, BALL PARK			
BUY7-19-703	2				
19-704		RETAINER			
BUY7-19-704	1				
19-706		BOLT			
0338-19-706	1				
19-735		GASKET, EXTENSION NON ASBESTOS			
BT28-19-735	1				
19-737		BOLT			
BV12-19-737	8				-7709
*BV36-19-737	8				7709-
19-739		WASHER, PLAIN			
BV40-19-739	8				-7709
19-822		SEAL, O-RING			
0338-19-822	1				
19-823		DIAPHRAGM, VACUUM			
BT07-19-823	1				
19-825		ROD, DIAPHRAGM L=29.75MM			
BU55-19-825	1				
7709 NA35xV-738621					

1920 AUTOMATIC TRANSMISSION CASE & MAIN CONTROL SYSTEM



NOTE
 ① ... ④ ⇒ 19-310
 THE D-CODE OF 19-310 CONSISTS OF
 FIGURE NUMBERS ① THROUGH ④.

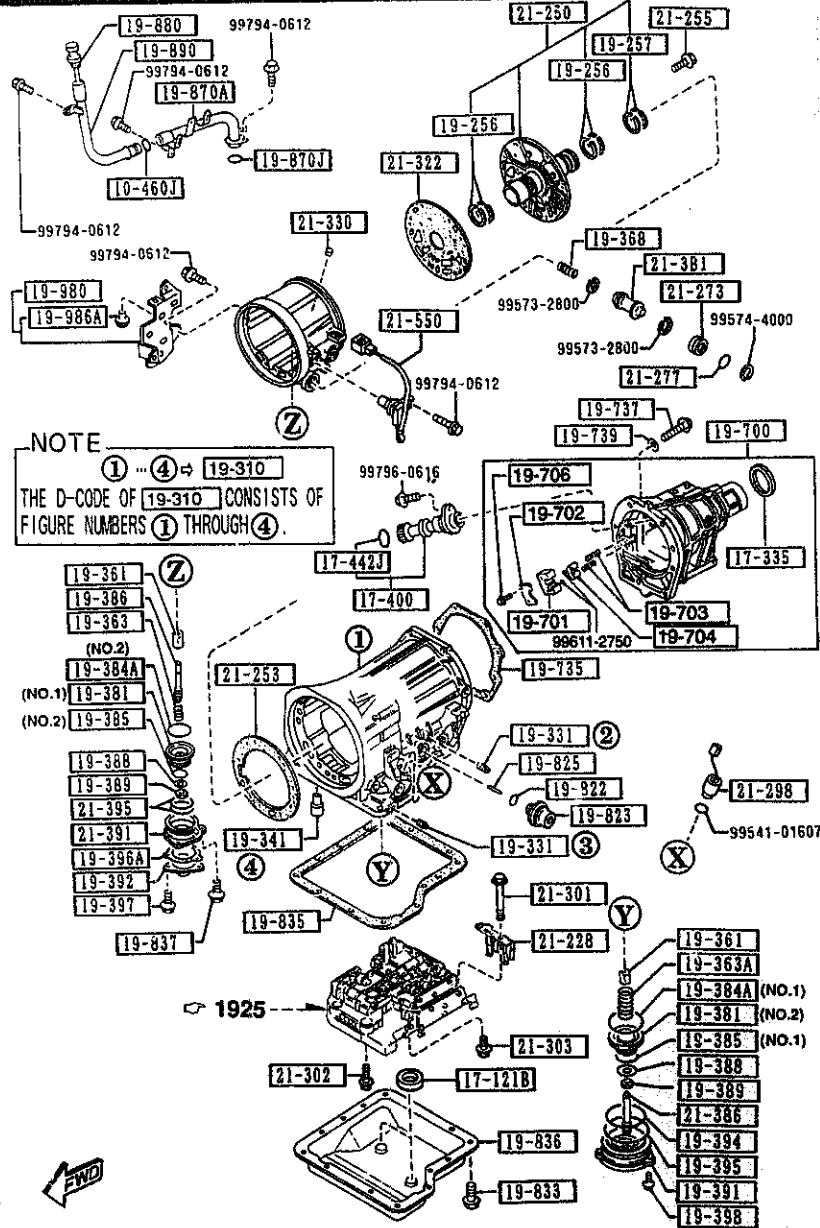
PART NO.	QTY	MODEL/RESTRICTION	MODEL/RESTRICTION	MODEL/RESTRICTION	FROM-TO
CONT'D					
0338-19-825	1	L=30.0MM			
0338-19-826	1	L=31.0MM			
0338-19-827	1	L=30.5MM			
0338-19-828	1	L=29.0MM			
0338-19-829	1	L=29.5MM			
19-833		BOLT, CONTROL VALVE			
BU91-19-833	13	L=15MM			
19-835		GASKET, OIL PAN			
BT28-19-835	1	NON ASBESTOS			
19-836		PAN, OIL			
BV02-19-836	1				
19-837		BOLT, OIL PAN			
0338-19-837	3				
19-870A		TUBE, FILLER			
BU55-19-870	1				
19-870J		RING, 'O'			
99541-01601	1				
19-880		GAUGE, OIL LEVEL			
BV55-19-880A	1				
19-890		TUBE, OIL FILTER-UPPER			
BU55-19-890	1				
19-980		BRACKET			
BU55-19-980A	1				
19-986A		BUSH, RUBBER			
BV01-19-986	1				

AUNA06

CAT. AUNA06-03

1998-07

1920 AUTOMATIC TRANSMISSION CASE & MAIN CONTROL SYSTEM



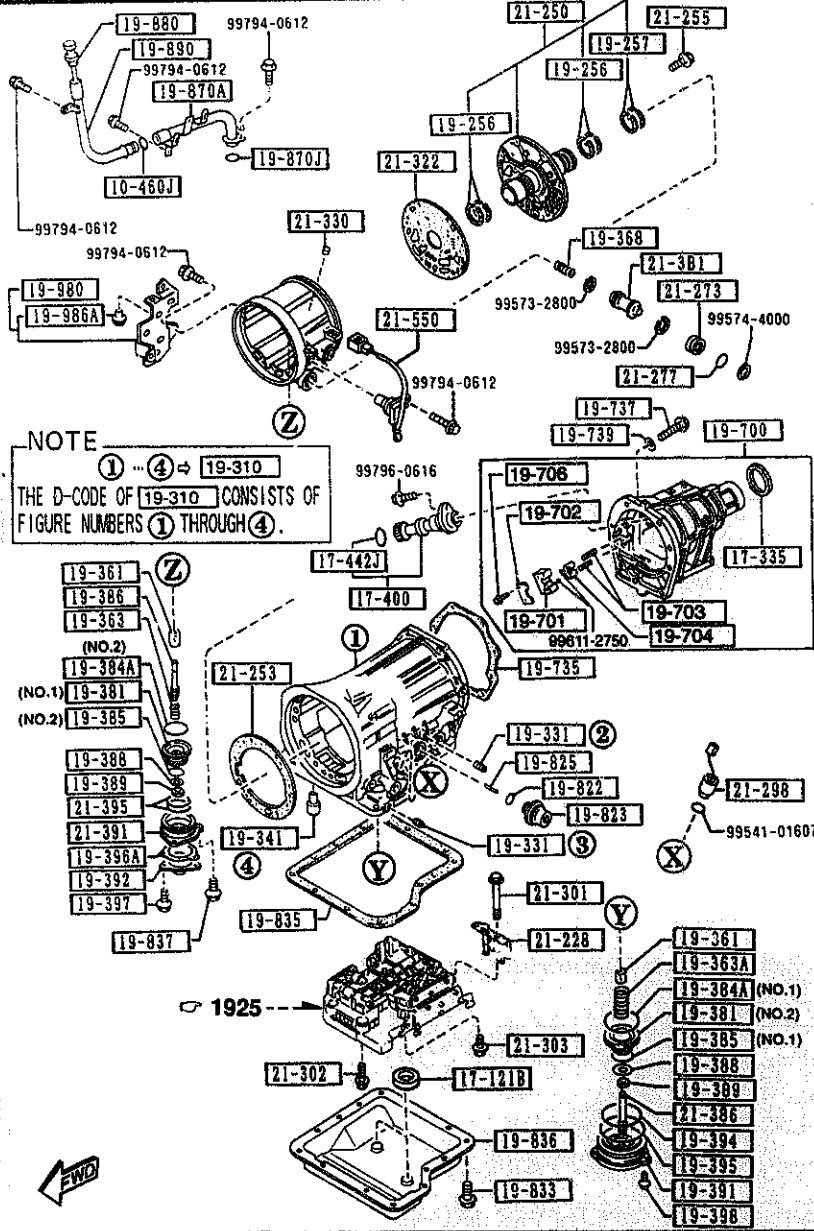
PART NO.	QTY	MODEL/RESTRICTION	MODEL/RESTRICTION	MODEL/RESTRICTION	FROM-TO
21-228		HOLDER, SOCKET			
BV01-21-228A	1				
21-250		SUPPORT, DRUM			
BV01-21-250A	1				
21-253		GASKET, DRUM SUPPORT			
BU46-21-2F3	1	NON ASBESTOS			
21-255		BOLT			
BU01-21-255	5				
21-273		PLUG, ACCUMULATOR			
BU01-21-273	1				
21-277		RING, 'O'			
BU01-21-277	1				
21-298		COUPLER, SOLENOID VALVE			
BV09-21-2K0	1				
21-3B1		PISTON, ACCUMULATOR			
M451-21-3B1	1				
21-301		BOLT, CONTROL VALVE			
BV01-21-301	2				
21-302		BOLT, CONTROL VALVE			
BV01-21-302	4				
21-303		BOLT, CONTROL VALVE			
BV01-21-303	1				
21-322		GASKET, O/DRIVE CASE			
BU46-21-3C2	1				
21-330		VALVE, ONE WAY			
BV01-21-330	1				
21-386		STEM, PISTON BAND			

AUNA06

CAT. AUNA06-03

1998-07

1920 AUTOMATIC TRANSMISSION CASE & MAIN CONTROL SYSTEM



PART NO.	QTY	MODEL/RESTRICTION	MODEL/RESTRICTION	MODEL/RESTRICTION	FROM-TO
CONT'D BU01-21-386	1				
┌-----┐ ┌ 21-391 ─┘ └-----┘		RETAINER, SERVO			
BV02-21-391	1				
┌-----┐ ┌ 21-395 ─┘ └-----┘		RING, 'O'			
BU01-21-395	2				
┌-----┐ ┌ 21-550 ─┘ └-----┘		GENERATOR, PULSE			
N451-21-550A	1				

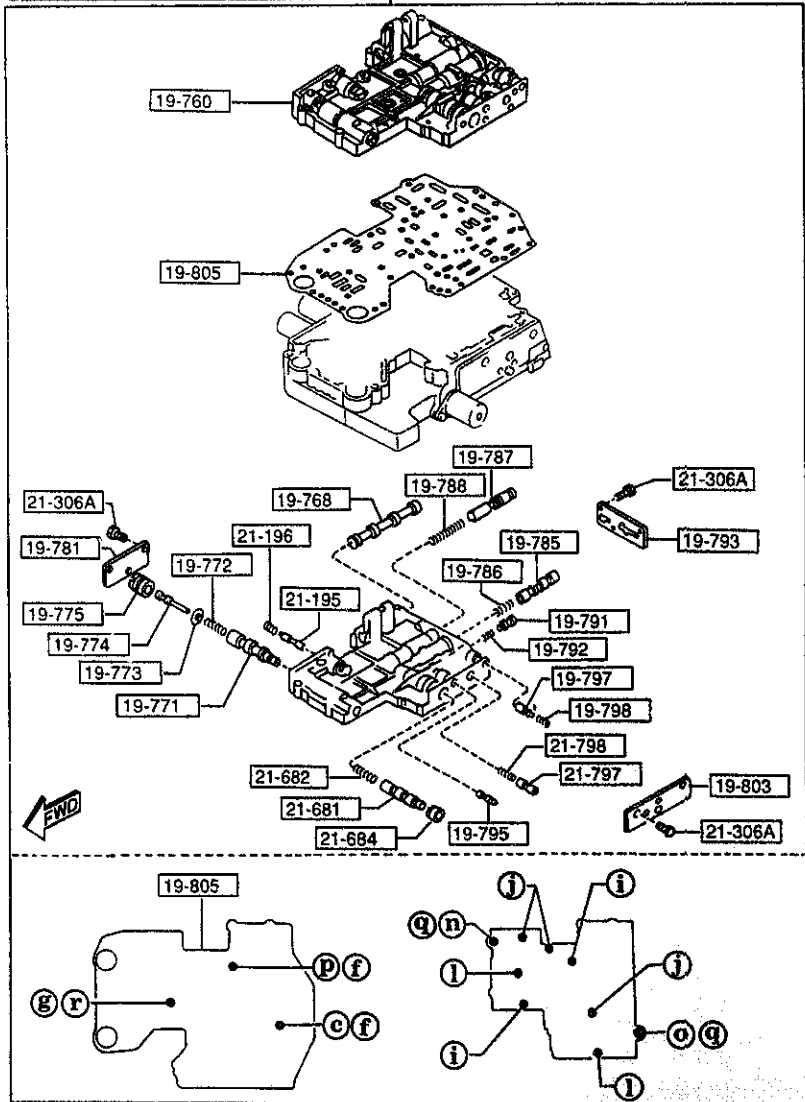
AUNA06

CAT. AUNA06 03

1998-07

NOTE

① → ② → 19-750
 THE D-CODE OF 19-750 CONSISTS OF FIGURE NUMBERS ① THROUGH ②.



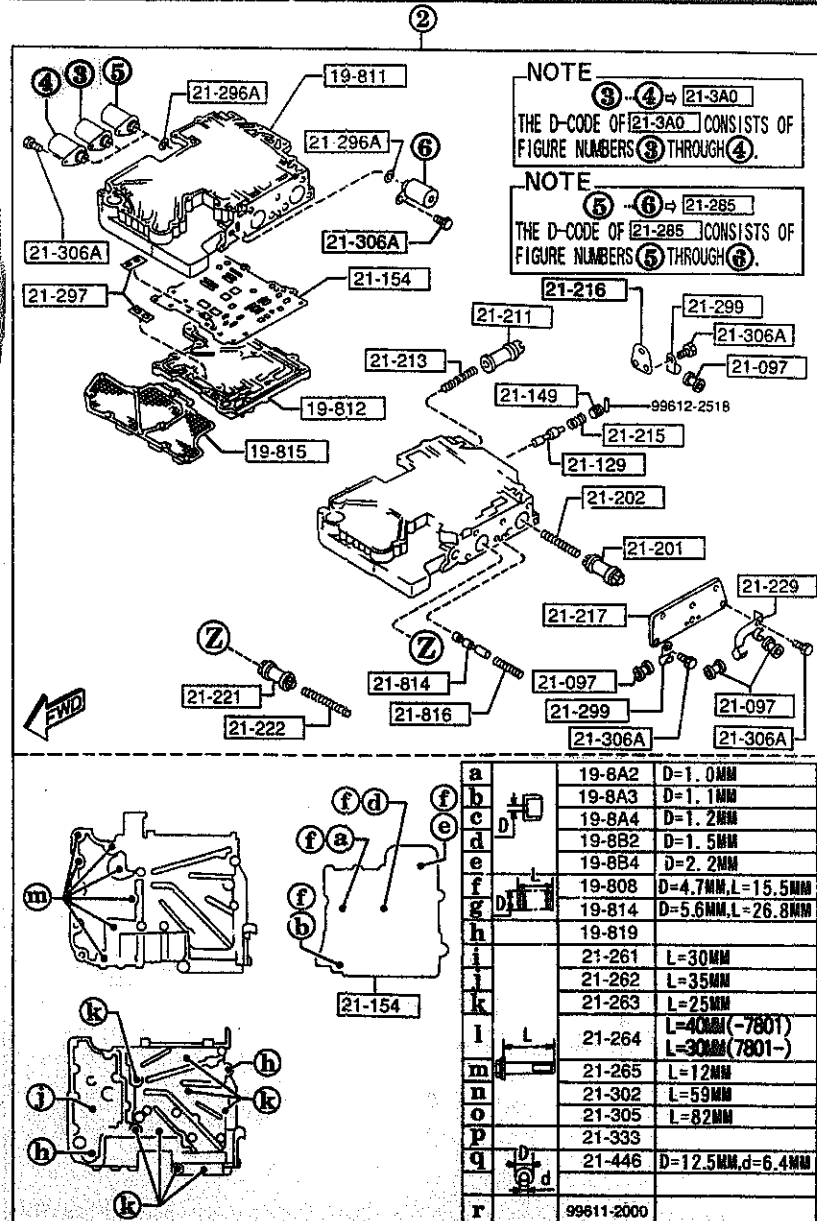
AUNA06

NOTE

③ → ④ → 21-3A0
 THE D-CODE OF 21-3A0 CONSISTS OF FIGURE NUMBERS ③ THROUGH ④.

NOTE

⑤ → ⑥ → 21-285
 THE D-CODE OF 21-285 CONSISTS OF FIGURE NUMBERS ⑤ THROUGH ⑥.



AUNA06

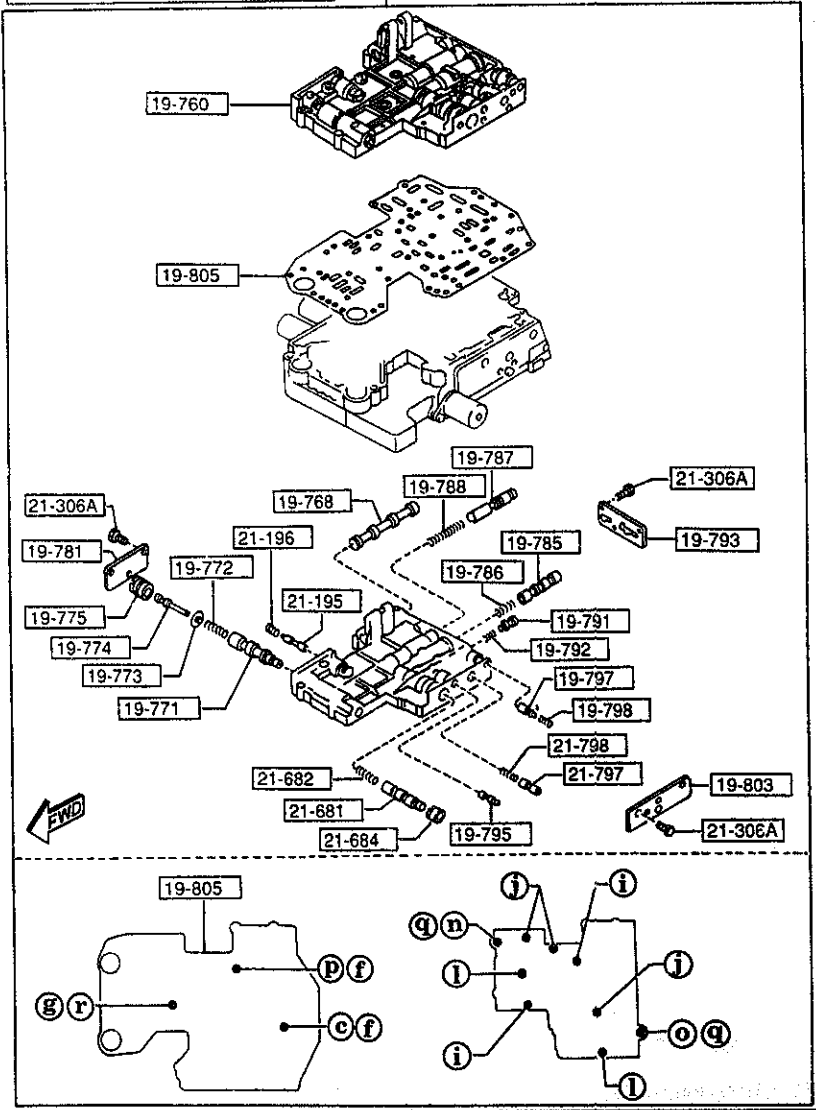
a	19-8A2	D=1.0MM
b	19-8A3	D=1.1MM
c	19-8A4	D=1.2MM
d	19-8B2	D=1.5MM
e	19-8B4	D=2.2MM
f	19-808	D=4.7MM, L=15.5MM
g	19-814	D=5.6MM, L=26.8MM
h	19-819	
i	21-261	L=30MM
j	21-262	L=35MM
k	21-263	L=25MM
l	21-264	L=40MM(-7801) L=30MM(7801-)
m	21-265	L=12MM
n	21-302	L=59MM
o	21-305	L=82MM
p	21-333	
q	21-446	D=12.5MM, d=6.4MM
r	99811-2000	

1925 AUTOMATIC TRANSMISSION CONTROL VALVE

(1/2)

1925 -1 AUTOMATIC TRANSMISSION CONTROL VALVE

NOTE
 ① ... ② ⇒ 19-750
 THE D-CODE OF 19-750 CONSISTS OF
 FIGURE NUMBERS ① THROUGH ②.

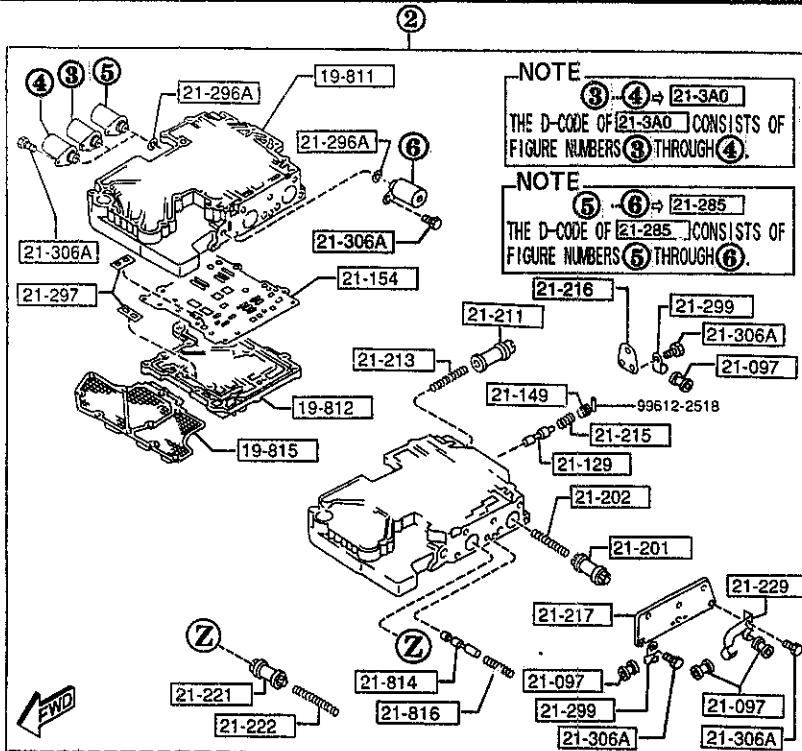


PART NO.	QTY	MODEL/RESTRICTION	MODEL/RESTRICTION	MODEL/RESTRICTION	FROM-TO
19-750		VALVE, CONTROL			
N451-19-750	1				
19-760		BODY, CONTROL VALVE-U			
BV01-19-760F	1				
19-758		VALVE, MANUAL			
BU91-19-768	1				
19-771		VALVE, REGULATOR			
BV01-19-771	1				
19-772		SPRING, REGULATOR			
0338-19-772	1				
19-773		SEAT, REGULATOR SPRIN			
0338-19-773	1				
19-774		PLUG, REGULATOR			
N451-19-774	1				
19-775		SLEEVE, REGULATOR PLU			
N451-19-775	1				
19-781		PLATE, SIDE'D'			
1758-19-781	1				
19-785		VALVE, 1-2 SHIFT			
BV01-19-785	1				
19-786		SPRING, 1-2 SHIFT			
BV11-19-527	1				
19-787		VALVE, 2-3 SHIFT			
N451-19-787	1				
19-788		SPRING, 2-3 SHIFT			
N451-19-788	1				
19-791		VALVE, MODIFIER			
0338-19-791A	1				

AUNA06

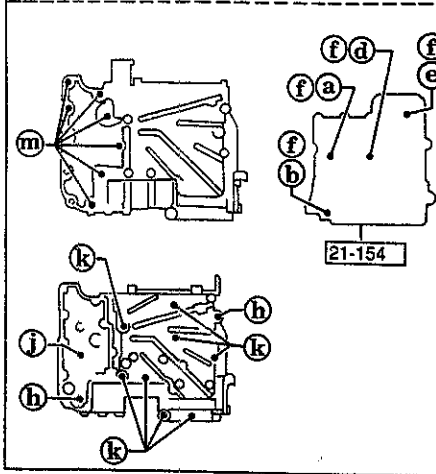
CAT. AUNA06-03

1998-07



NOTE
 THE D-CODE OF 21-3A0 CONSISTS OF FIGURE NUMBERS 3 THROUGH 4.

NOTE
 THE D-CODE OF 21-285 CONSISTS OF FIGURE NUMBERS 5 THROUGH 6.



a	19-8A2	D=1.0MM
b	19-8A3	D=1.1MM
c	19-8A4	D=1.2MM
d	19-8B2	D=1.5MM
e	19-8B4	D=2.2MM
f	19-808	D=4.7MM,L=15.5MM
g	19-814	D=5.6MM,L=26.8MM
h	19-819	
i	21-261	L=30MM
j	21-262	L=35MM
k	21-263	L=25MM
l	21-264	L=40MM(-7801) L=30MM(7801-)
m	21-265	L=12MM
n	21-302	L=59MM
o	21-305	L=82MM
p	21-333	
q	21-446	D=12.5MM,d=6.4MM
r	99811-2000	

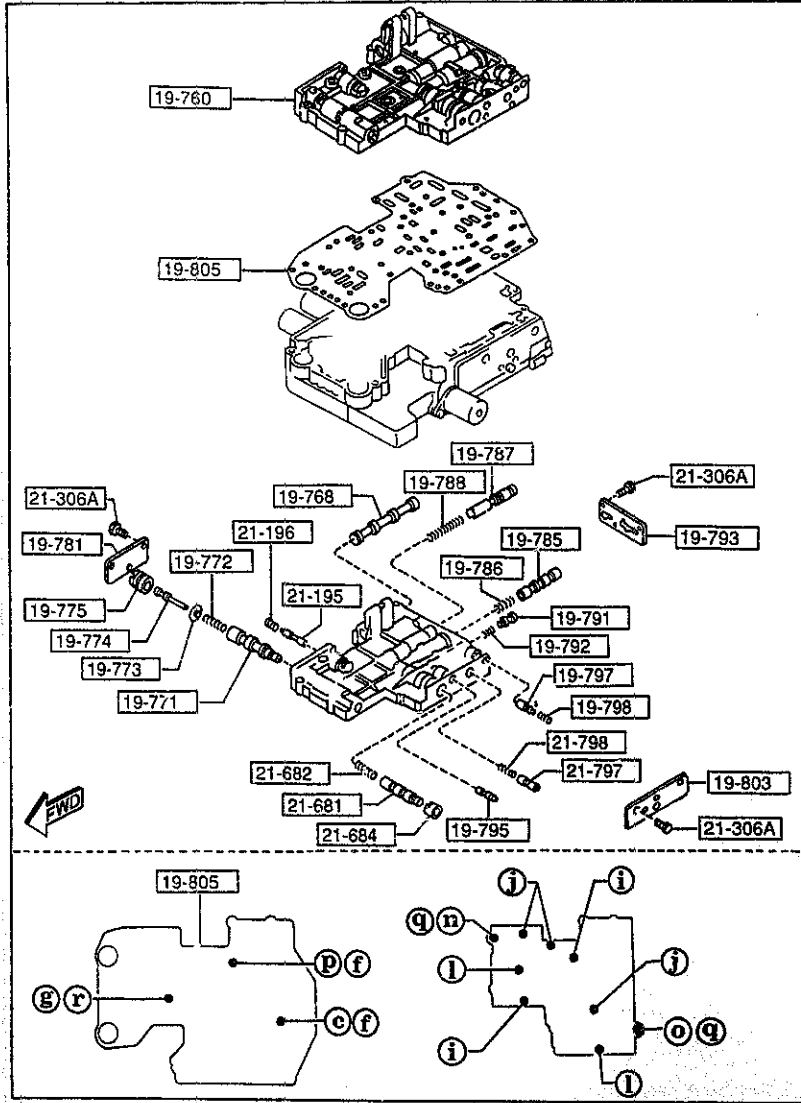
PART NO.	QTY	MODEL/RESTRICTION	MODEL/RESTRICTION	MODEL/RESTRICTION	FROM-TO
19-792		SPRING,MODIFIER			
BV01-19-792	1				
19-793		PLATE,SIDE'A'			
BV01-19-793	1				
19-795		VALVE,THROTTLE			
N451-19-795	1				
19-797		VALVE,THROTTLE BACK-UP			
BV01-19-797A	1				
19-798		SPRING,THROTTLE BACK-UP			
N451-19-798	1				
19-8A2		VALVE,ORIFICE CHECK			
BV01-19-8A2	1				
19-8A3		VALVE,ORIFICE CHECK			
BV01-19-8A3	1				
19-8A4		VALVE,ORIFICE CHECK			
BV01-19-8A4	1				
19-8B2		VALVE,ORIFICE CHECK			
BV01-19-8B2	1				
19-8B4		VALVE,ORIFICE CHECK			
BV01-19-8B4	1				
19-803		PLATE,SIDE'B'			
BV01-19-803	1				
19-805		PLATE,SEPARATOR			
BV17-19-805	1				
19-808		SPRING			
0338-19-808	6				
19-811		BODY,VALVE LWR			
BV02-19-811C	1				

1925 AUTOMATIC TRANSMISSION CONTROL VALVE

(1/2)

NOTE

① ... ② → 19-750
 THE D-CODE OF 19-750 CONSISTS OF
 FIGURE NUMBERS ① THROUGH ②.

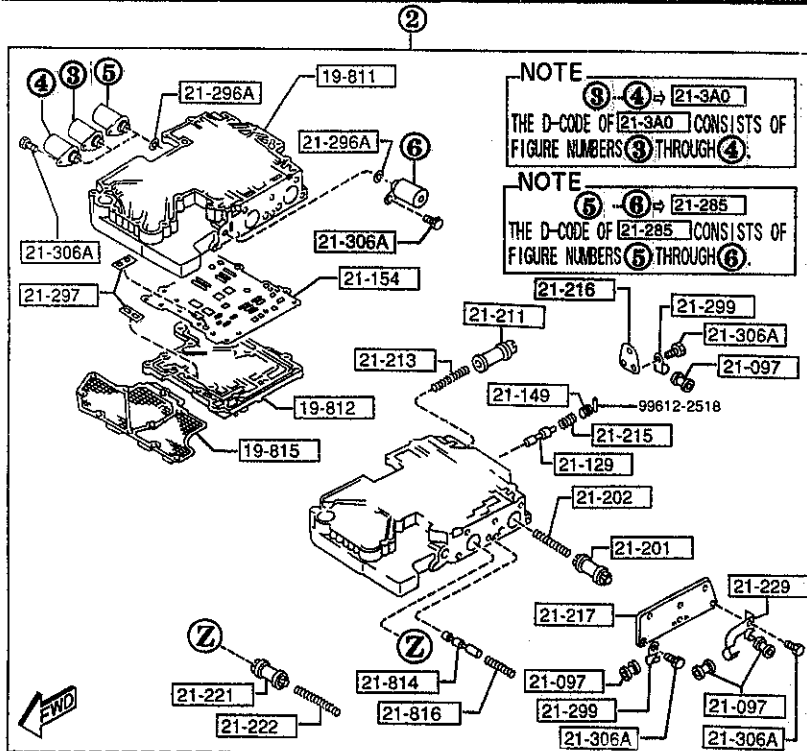


PART NO.	QTY	MODEL/RESTRICTION	MODEL/RESTRICTION	MODEL/RESTRICTION	FRGM-10
19-812		COVER, VALVE BODY			
BV01-19-812A	1				
19-814		SPRING			
0338-19-814	1				
19-815		STRAINER, OIL			
BV01-19-815	1				
19-819		NUT			
BV01-19-819	2				
21-097		PROTECTOR			
FU01-21-097	4				
21-129		VALVE, 1-2 REDUCING			
BV01-21-129	1				
21-149		PLUG, STOPPER			
BV01-21-149A	1				
21-154		PLATE, SEPARATOR			
N451-21-154	1				
21-195		VALVE, REDUCING			
BV01-21-195	1				
21-196		SPRING, REDUCING			
DV01-21-196	1				
21-201		PISTON, ACCUM			
N451-21-201	1				
21-202		SPRING, ACCUM N-R			
BV06-21-202	1				
21-211		PISTON, N/D ACCUM			
N451-21-211	1				
21-213		SPRING, N/D ACCUM			
BV01-21-213	1				

AUNA06

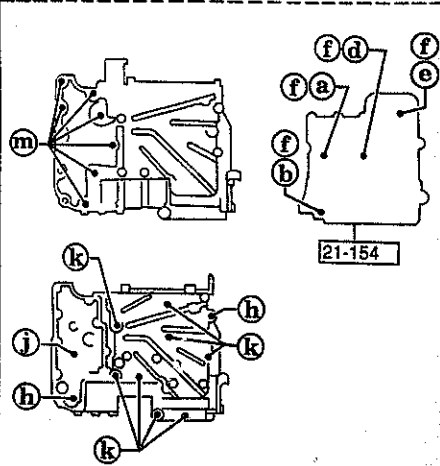
CAT. AUNA06-03

1998-07



NOTE
 ③ ④ → 21-3A0
 THE D-CODE OF 21-3A0 CONSISTS OF
 FIGURE NUMBERS ③ THROUGH ④.

NOTE
 ⑤ ⑥ → 21-285
 THE D-CODE OF 21-285 CONSISTS OF
 FIGURE NUMBERS ⑤ THROUGH ⑥.



a	19-8A2	D=1.0MM
b	19-8A3	D=1.1MM
c	19-8A4	D=1.2MM
d	19-8B2	D=1.5MM
e	19-8B4	D=2.2MM
f	19-808	D=4.7MM, L=15.5MM
g	19-814	D=5.6MM, L=26.8MM
h	19-819	
i	21-261	L=30MM
j	21-262	L=35MM
k	21-263	L=25MM
l	21-264	L=40MM (-7801) L=30MM (7801-)
m	21-265	L=12MM
n	21-302	L=59MM
o	21-305	L=82MM
p	21-333	
q	21-446	D=12.5MM, d=6.4MM
r	99611-2000	

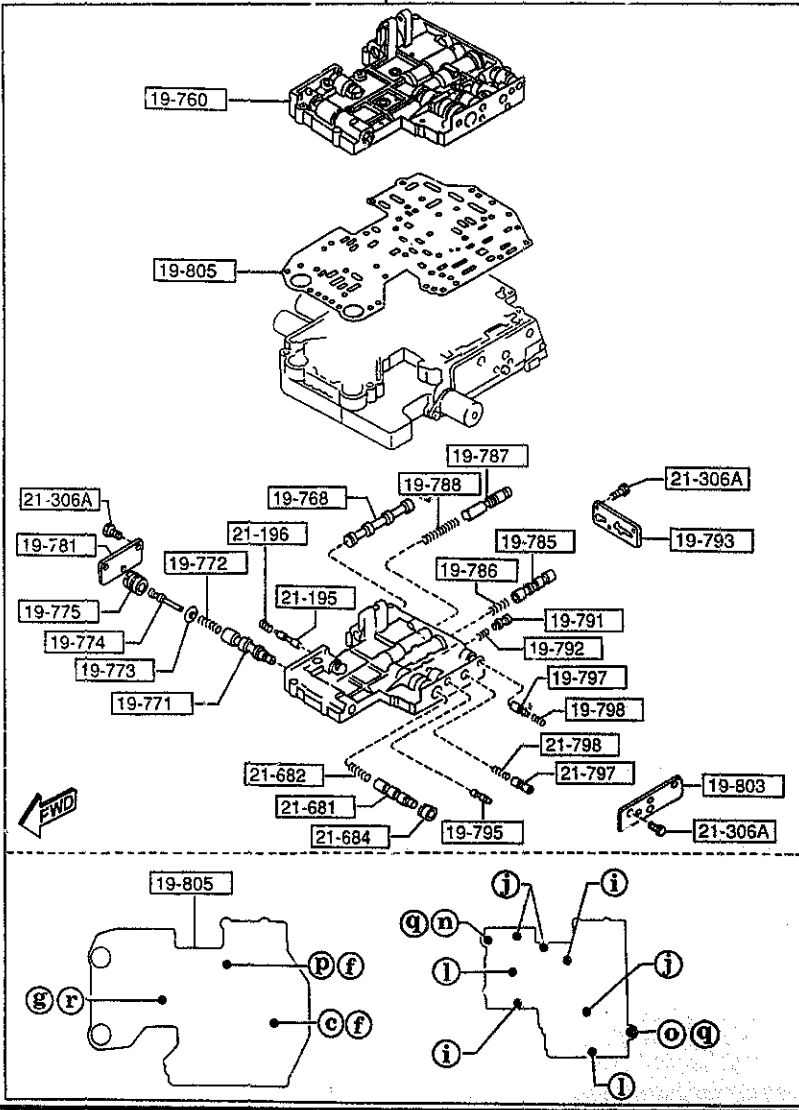
PART NO.	QTY	MODEL/RESTRICTION	MODEL/RESTRICTION	MODEL/RESTRICTION	FROM TO
21-215		SPRING, BY-PASS			
BV02-21-215	1				
21-216		PLATE 'E', SIDE			
BV01-21-216	1				
21-217		PLATE 'F', SIDE			
BV01-21-217	1				
21-221		PISTON, 1/2 ACCUM			
N451-21-221	1				
21-222		SPRING, ACCUM 1-2			
BV02-21-222B	1				
21-229		CLIP			
BV01-21-229A	1				
21-261		BOLT			
N451-21-261	2				
21-262		BOLT			
N451-21-262	4				
21-263		BOLT			
N451-21-263	8				
21-264		BOLT			
N451-21-264	2				
BV01-21-261	2				
21-265		BOLT			
FU01-21-265C	7				
21-285		VALVE, SOLENOID			
BV01-21-280A	1				
21-296A		STRAINER, OIL			
BV01-21-296	4				
7801 NA35*V-739024					

-7801
7801-

1925 AUTOMATIC TRANSMISSION CONTROL VALVE

(1/2)

NOTE
 ① ... ② → 19-750
 THE D-CODE OF 19-750 CONSISTS OF
 FIGURE NUMBERS ① THROUGH ②.



1925 -5 AUTOMATIC TRANSMISSION CONTROL VALVE

PART NO.	QTY	MODEL/RESTRICTION	MODEL/RESTRICTION	MODEL/RESTRICTION	FROM-TO
21-297		STRAINER, INNER			
BV01-21-297	2				
21-299		CLIP			
BV01-21-299	2				
21-3A0		SOLENOID			
BV02-21-3A0A	1				
21-302		BOLT, CONTROL VALVE			
BV02-21-302	1				
21-305		BOLT			
BV01-21-305B	1				
21-306A		BOLT			
BV01-21-306	22				
21-333		VALVE, ONE WAY			
BV01-21-333	1				
21-446		WASHER, DISHED			
BV01-21-446	2				
21-681		VALVE, SHIFT 3-4			
BV01-21-681	1				
21-682		SPRING, 3-4 SHIFT			
BV01-21-682	1				
21-684		VALVE, 3-4 SHIFT-COAS			
BV01-21-684	1				
21-797		VALVE, CONTROL BACK U			
BV01-21-797	1				
21-798		SPRING, BACK UP			
BV01-21-798	1				
21-814		SPRING, 3-2 TIMING			
BV01-21-814	1				

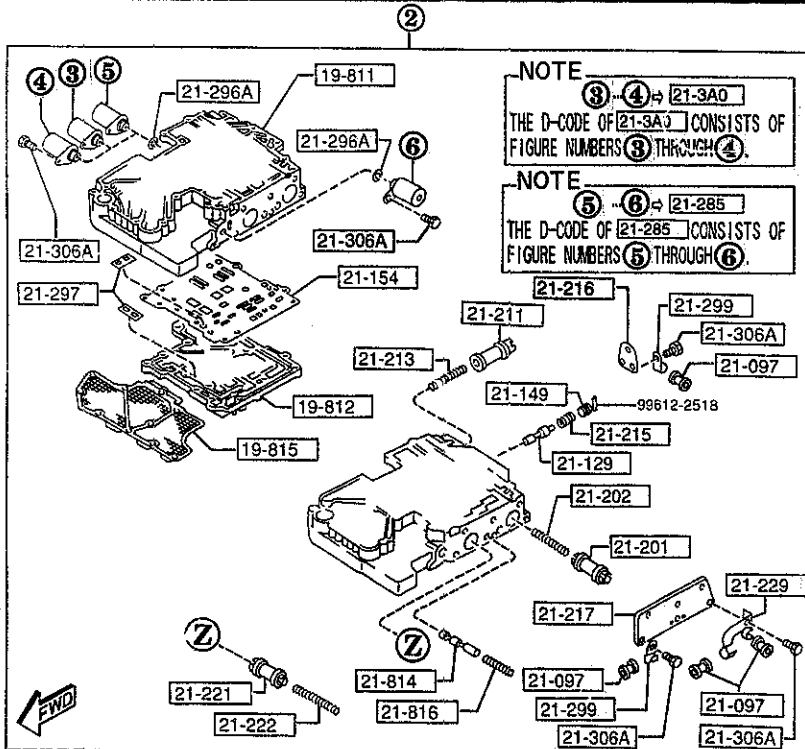
AUNA06

CAT. AUNA06-03

1998-07

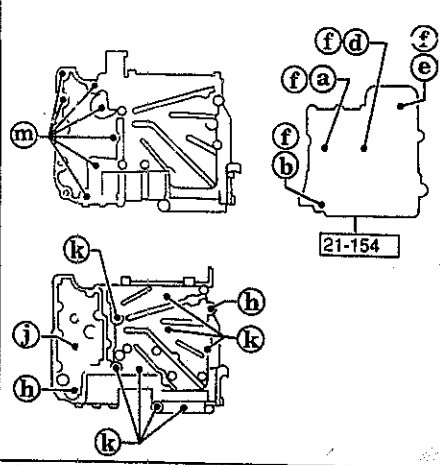
1925 AUTOMATIC TRANSMISSION CONTROL VALVE

(2/2)



NOTE
 ③ ④ → 21-3A0
 THE D-CODE OF 21-3A0 CONSISTS OF FIGURE NUMBERS ③ THROUGH ④.

NOTE
 ⑤ ⑥ → 21-285
 THE D-CODE OF 21-285 CONSISTS OF FIGURE NUMBERS ⑤ THROUGH ⑥.



a	19-8A2	D=1.0MM
b	19-8A3	D=1.1MM
c	19-8A4	D=1.2MM
d	19-8B2	D=1.5MM
e	19-8B4	D=2.2MM
f	19-808	D=4.7MM, L=15.5MM
g	19-814	D=5.6MM, L=26.8MM
h	19-819	
i	21-261	L=30MM
j	21-262	L=35MM
k	21-263	L=25MM
l	21-264	L=40MM(-7801) L=30MM(7801-)
m	21-265	L=12MM
n	21-302	L=59MM
o	21-305	L=82MM
p	21-323	
q	21-446	D=12.5MM, d=6.4MM
r	99611-2000	

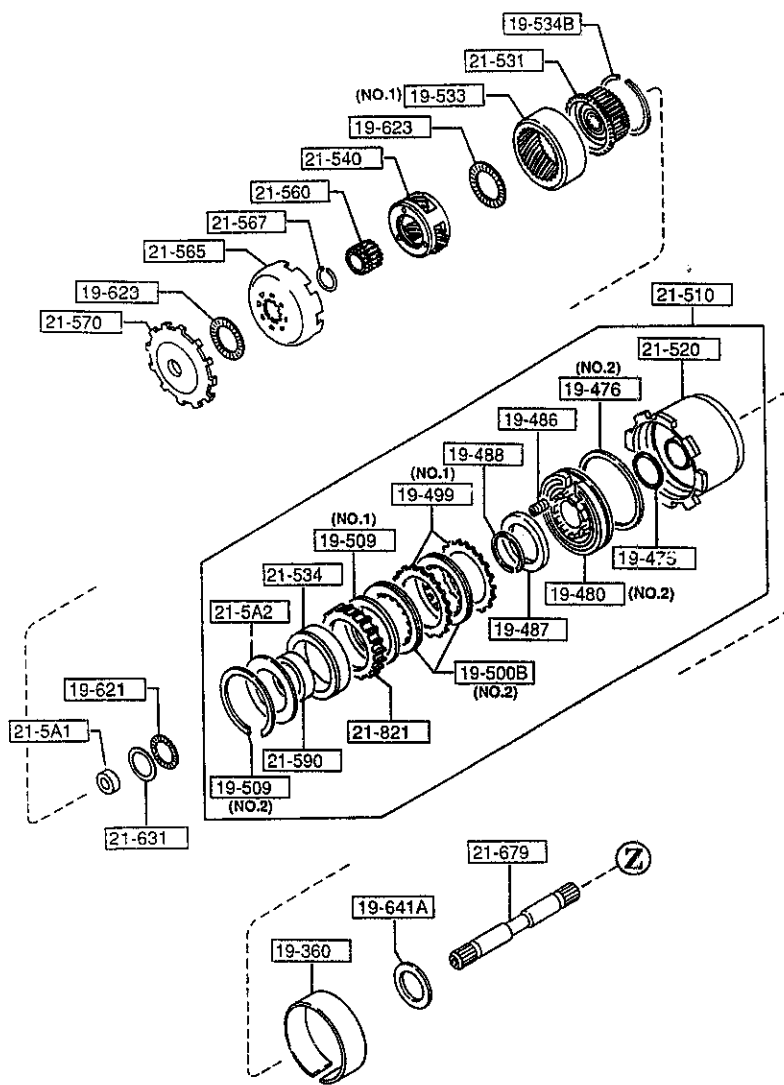
1925 -6 * AUTOMATIC TRANSMISSION CONTROL VALVE

PART NO.	QTY	MODEL/RESTRICTION	MODEL/RESTRICTION	MODEL/RESTRICTION	FROM-TO
21-816		SPRING, S-2 TIMING			
BV01-21-816	1				

AUNA06

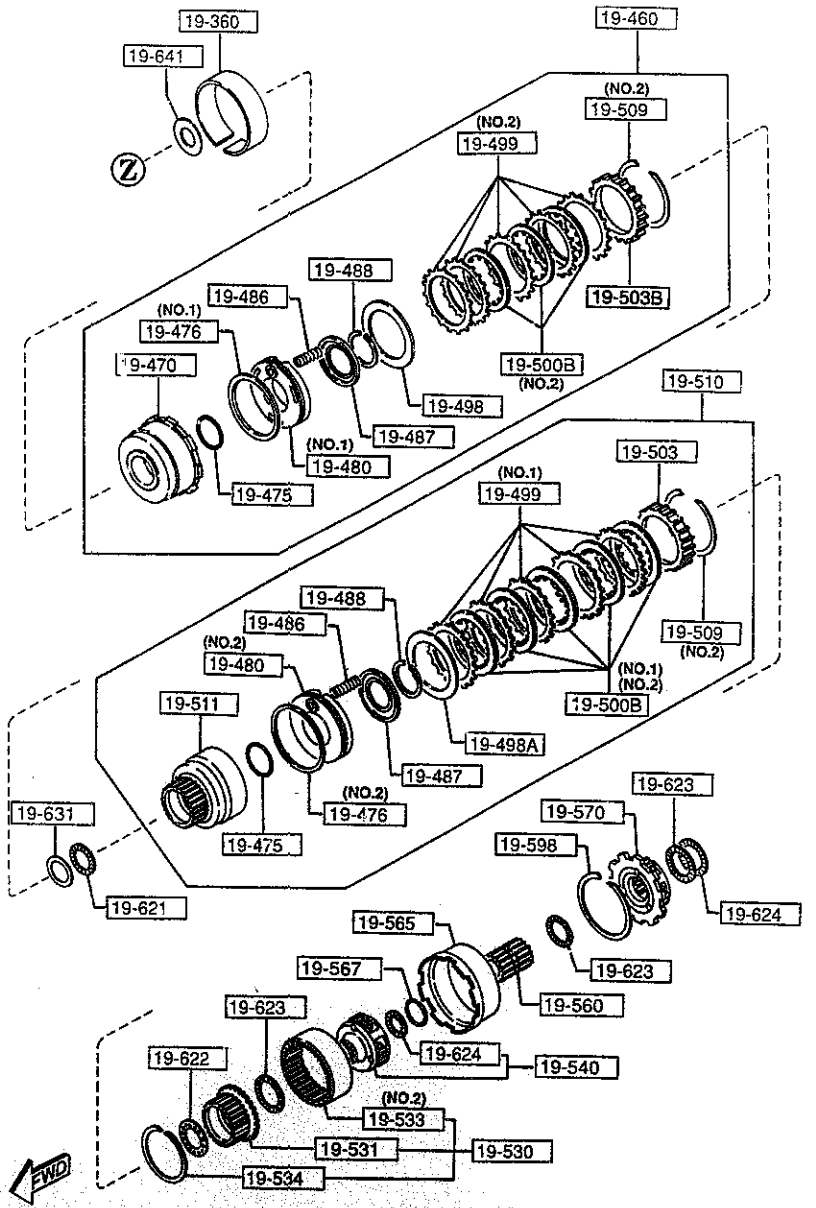
CAT. AUNA06-03

1998-07



FWD

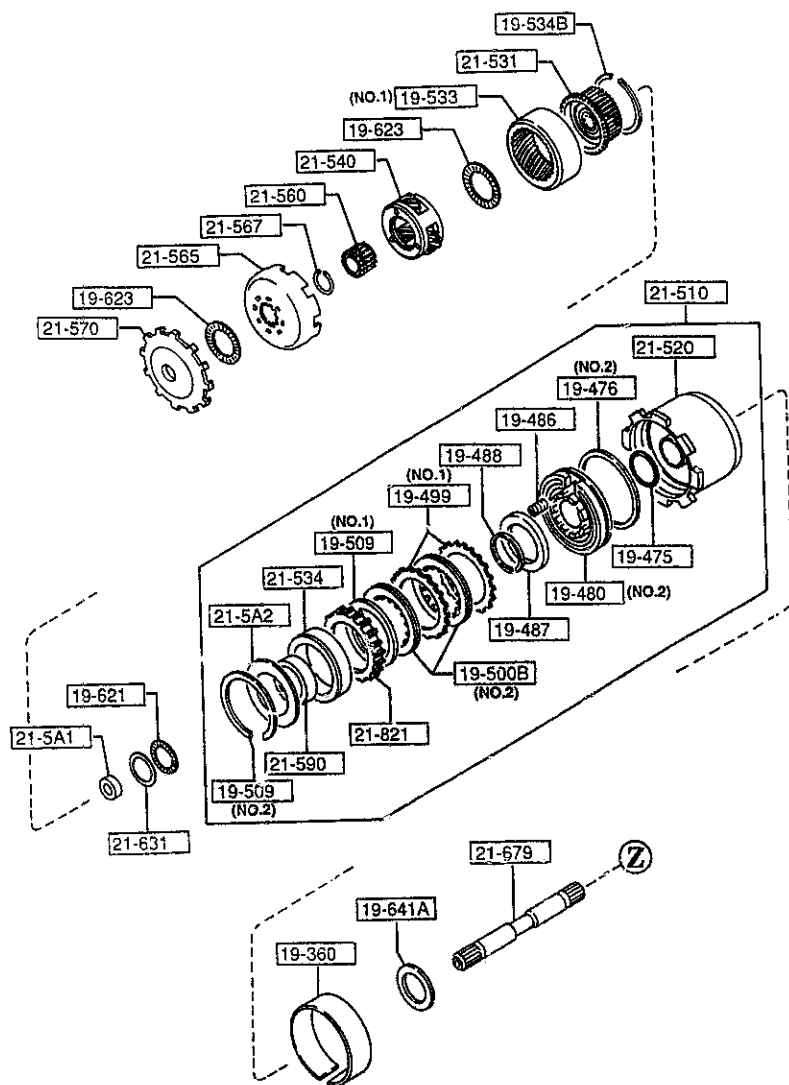
AUNA06



FWD

AUNA06

1930 AUTOMATIC TRANSMISSION CLUTCHES & PLANETARY GEARS (1/2)



1930 -1 AUTOMATIC TRANSMISSION CLUTCHES & PLANETARY GEARS

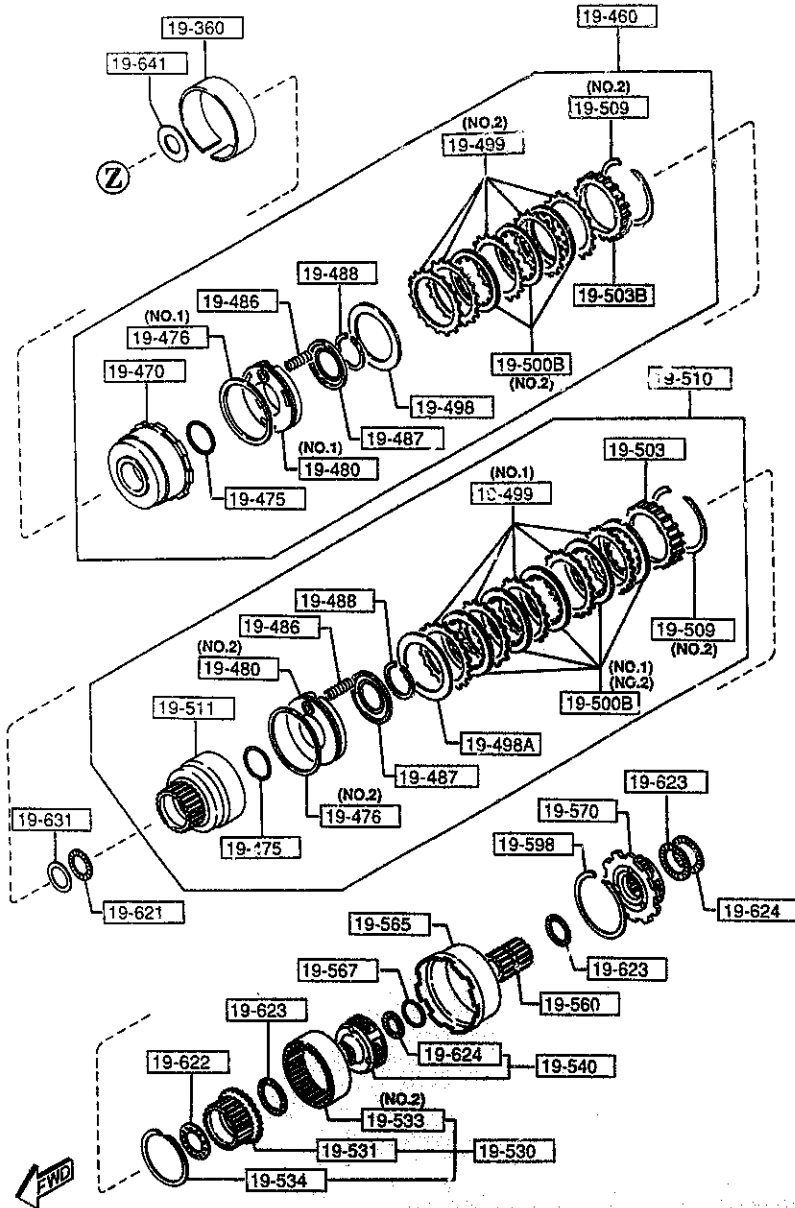
PART NO.	QTY	MODEL/RESTRICTION	MODEL/RESTRICTION	MODEL/RESTRICTION	FROM-TO
19-360		BAND, BRAKE			
0338-19-360B	2				
19-460		CLUTCH, FRONT			
N451-19-460	1				-7201
AN(N451-19-460A)					
N451-19-460A	1				7201-
19-470		DRUM, CLUTCH			
N451-19-470	1				-7201
AN(N451-19-470A)					
N451-19-470A	1				7201-
19-475		SEAL, O-RING			
0338-19-475	3				
19-476		SEAL, LATHE CUT			
BV01-19-476	1	(ILLUST. NO. 1)			
0338-19-476	2	(ILLUST. NO. 2)			
19-480		PISTON, CLUTCH			
BV01-19-480	1	(ILLUST. NO. 1)			
0338-19-480	2	(ILLUST. NO. 2)			
19-486		SPRING, PISTON RETURN			
0338-19-486	25				
19-487		RETAINER, SPRING			
0338-19-487	3				
19-488		RING, SNAP			
0338-19-488	3				
19-498		PLATE, DISHED			
0338-19-498	1				
19-498A		PLATE, DISHED			
BU17-19-498	1				
19-499		PLATE, DRIVEN			
FT01-19-499	7	(ILLUST. NO. 1)			
7201 NA35*V-736033					

AUNA06

CAT. AUNA06-03

1998-07

1930 AUTOMATIC TRANSMISSION CLUTCHES & PLANETARY GEARS (2/2)



AUNA06

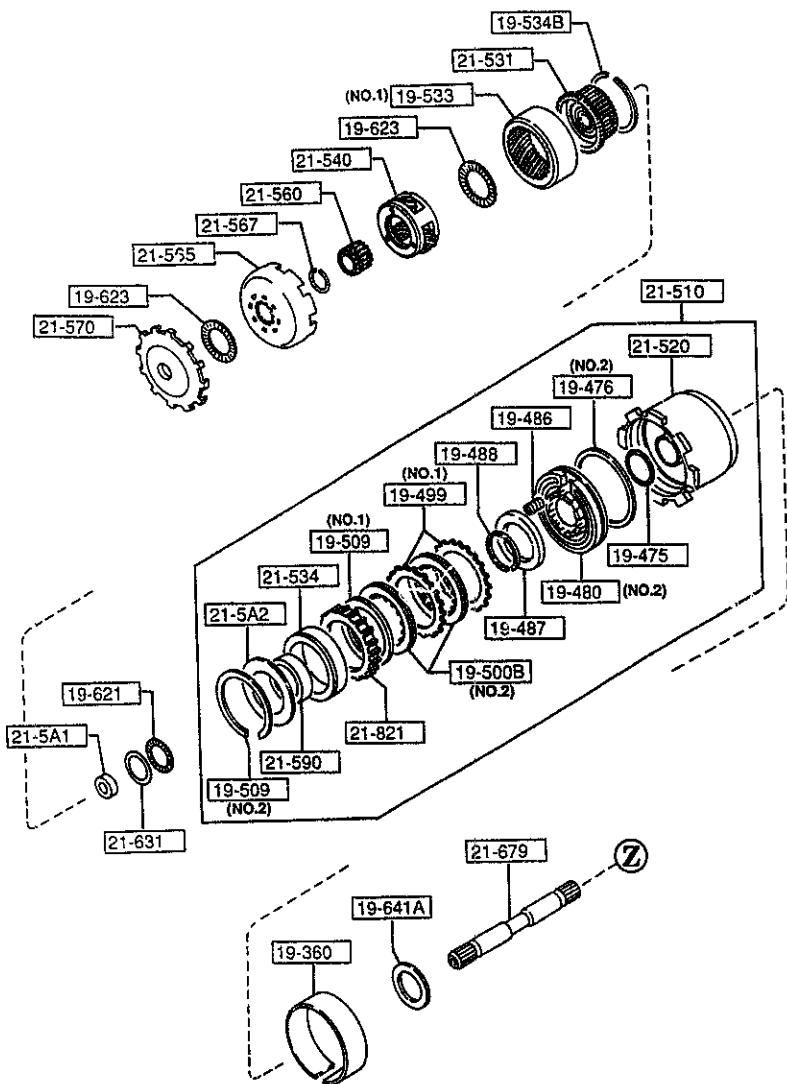
1930 -2 AUTOMATIC TRANSMISSION CLUTCHES & PLANETARY GEARS

PART NO.	QTY	MODEL/RESTRICTION	MODEL/RESTRICTION	MODEL/RESTRICTION	FROM: 16
CONT'D					
0338-19-499	5	(ILLUST. NO.2)			
19-500B		PLATE, DRIVEN			
BU55-19-5J0	5	SELECTIVE USE (ILLUST. NO.1)			
BU17-19-500A	10	SELECTIVE USE (ILLUST. NO.2)			
19-503		PLATE, RETAINING			
0338-19-503	1	T=10.2MM			
BU17-19-504	1	T=9.4MM			
BU17-19-505	1	T=9.6MM			
BU17-19-506	1	T=9.8MM			
BU17-19-507	1	T=10MM			
BU17-19-508	1	T=10.2MM			
BU17-19-509	1	T=10.4MM			
19-503B		PLATE, RETAINING			
BV02-19-507	1	T=6.8MM			
3959-19-507	1	T=5.8MM			
BV02-19-508	1	T=7.0MM			
3959-19-508	1	T=6.0MM			
3959-19-509	1	T=6.2MM			
N451-19-505	1	T=6.4MM			7801
BV02-19-506	1	T=6.6MM			-7801
*BU05-21-525	1	T=6.4MM			7801-
*BU05-21-526	1	T=6.6MM			7801-
19-509		RING, SNAP			
7801 NA35*V-739024					

CAT. AUNA06-03

1998-07

1930 AUTOMATIC TRANSMISSION CLUTCHES & PLANETARY GEARS (1/2)



1930 -3 AUTOMATIC TRANSMISSION CLUTCHES & PLANETARY GEARS

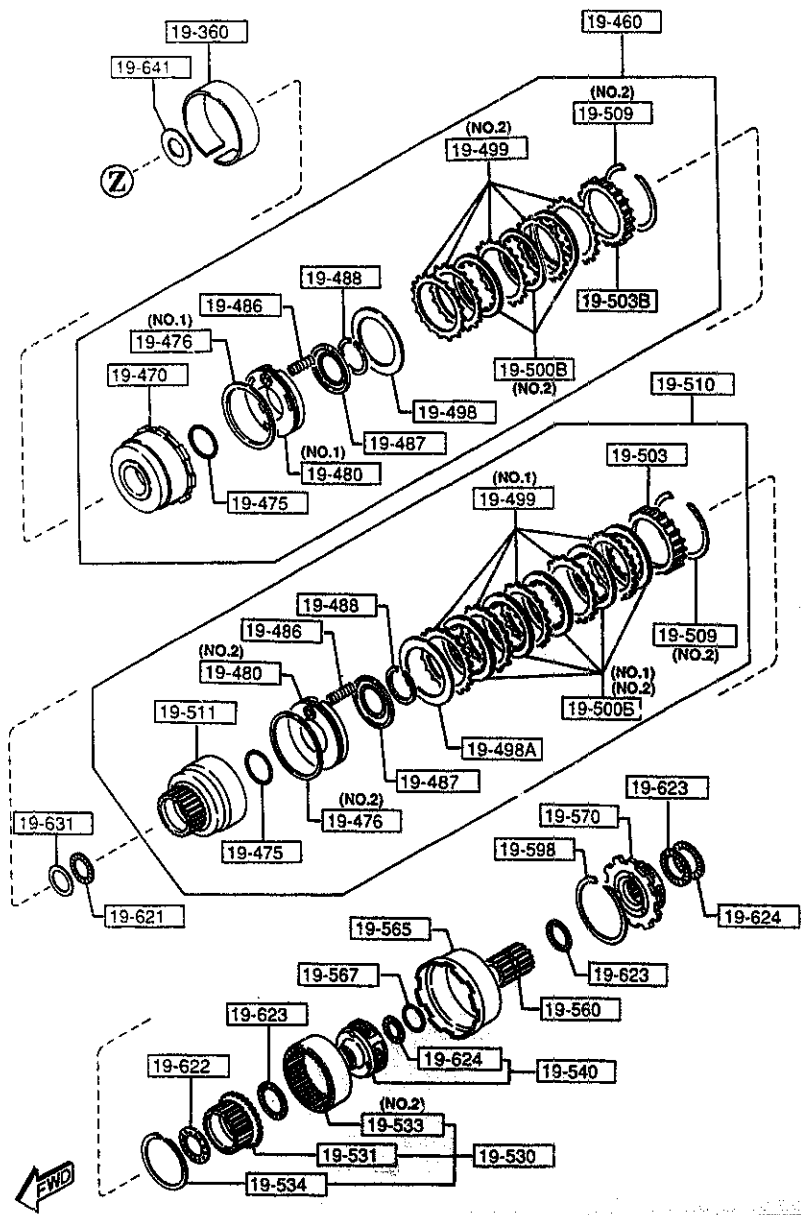
PART NO.	QTY	MODEL/RESTRICTION	MODEL/RESTRICTION	MODEL/RESTRICTION	FROM-TO
CONT'D					
BV01-19-509	1	(ILLUST. NO.1)			
0338-19-509	3	T=2.0MM (ILLUST. NO.2)			
19-510		CLUTCH, REAR			
BU17-19-510A	1				
19-511		DRUM, REAR CLUTCH			
1758-19-511A	1				
19-530		HUB, REAR CLUTCH			
0338-19-530	1				
19-531		HUB, REAR CLUTCH			
0338-19-531	1				
19-533		GEAR, INTERNAL			
BV01-19-533	1	(ILLUST. NO.1)			
0338-19-533A	1	(ILLUST. NO.2)			
19-534		RING, SNAP			
0338-19-534	1				
19-534B		RING, SNAP			
BU03-19-534	1				
19-540		CARRIER, FRONT			
0338-19-540	1				
19-560		GEAR, SUN			
0338-19-560	1				
19-565		SHELL, CONNECTING			
BU27-19-565	1				
19-567		RING, SNAP			
0338-19-567	1				
19-570		CARRIER, REAR			
0338-19-570	1				

AUNA06

CAT. AUNA06-03

1998-07

1930 AUTOMATIC TRANSMISSION CLUTCHES & PLANETARY GEARS (2/2)



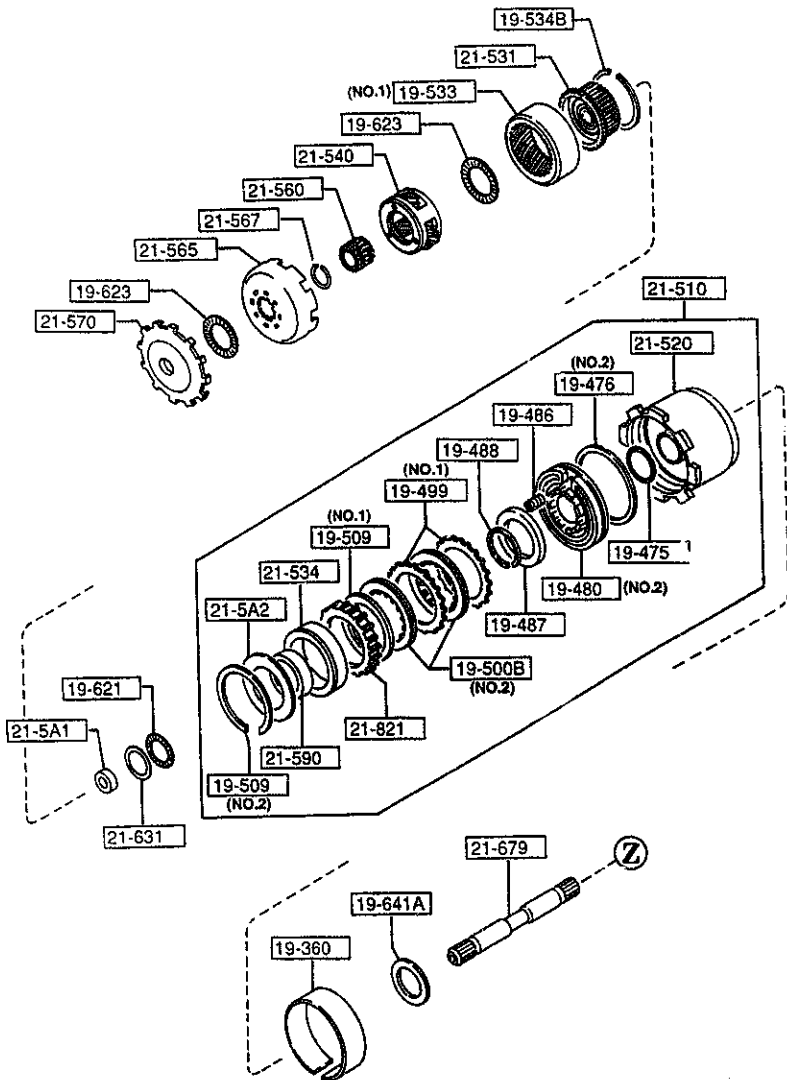
PART NO.	QTY	MODEL/RESTRICTION	MODEL/RESTRICTION	MODEL/RESTRICTION	FROM-TO
19-598		RING, SNAP			
0338-19-598	1				
19-621		BEARING, NEEDLE			
0338-19-621	2				
19-622		BEARING, NEEDLE			
BU91-19-622	1	D=34.7MM			
FT01-19-622	1	D=33.8MM			
19-623		BEARING, NEEDLE			
0338-19-623A	5				
19-624		BEARING, NEEDLE			
0338-19-624	2				
19-631		RACE, BRG. PUMP COVER			
0338-19-631	1	T=1.2MM			
0338-19-632	1	T=1.4MM			
0338-19-633	1	T=1.6MM			
0338-19-634	1	T=1.8MM			
0338-19-635	1	T=2.0MM			
0338-19-636	1	T=2.2MM			
19-641		WASHER, FRONT CLUTCH			
BV01-19-6C1	1	T=0.8MM			
BV01-19-6C2	1	T=1MM			
BV01-19-6C3	1	T=1.2MM			
BV01-19-6C4	1	T=1.4MM			
BV01-19-6C5	1	T=1.6MM			
BV01-19-6C6	1	T=1.8MM			

AUNA06

CAT. AUNA06-03

1998-07

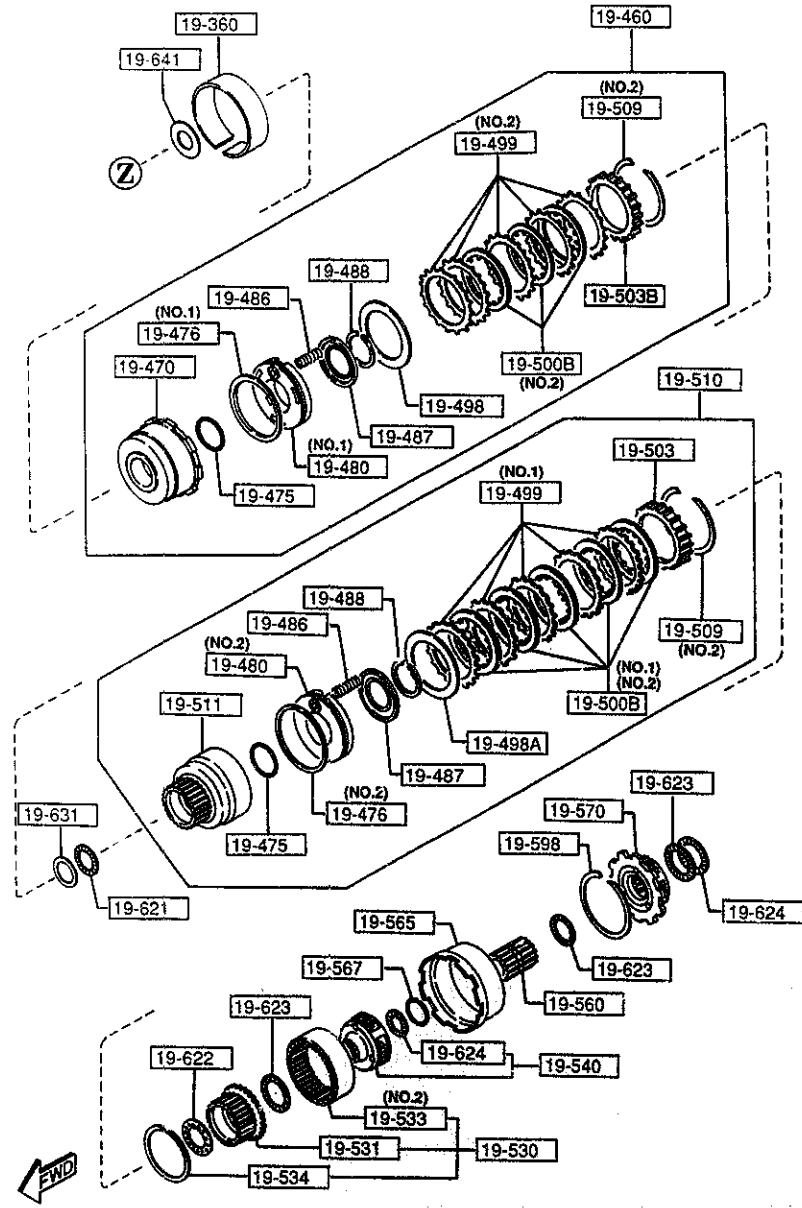
1930 AUTOMATIC TRANSMISSION CLUTCHES & PLANETARY GEARS (1/2)



1930 -5 AUTOMATIC TRANSMISSION CLUTCHES & PLANETARY GEARS

PART NO.	QTY	MODEL/RESTRICTION	MODEL/RESTRICTION	MODEL/RESTRICTION	FROM-TO
CONT'D	1				
BV01-19-6C7	1	T=2MM			
BV01-19-6C8	1	T=2.2MM			
19-641A	1	WASHER			
BV03-19-6C1	1	T=0.8MM			
BV03-19-6C2	1	T=1MM			
BV03-19-6C3	1	T=1.2MM			
BV03-19-6C4	1	T=1.4MM			
BV03-19-6C5	1	T=1.6MM			
BV03-19-6C6	1	T=1.8MM			
BV03-19-6C7	1	T=2MM			
BV03-19-6C8	1	T=2.2MM			
21-5A1	1	SLEEVE, SEAL-O.D. CARRIER			
21-5A2	1	RACE, SIDE-ONE WAY CLUTCH			
BV01-21-5A2	1	T=0.6MM			
BV01-21-5A3	1	T=0.8MM			
BV01-21-5A4	1	T=1MM			
BV01-21-5A5	1	T=1.2MM			
BV01-21-535	1	T=0.4MM			
21-510	1	CLUTCH, DIRECT			
BV01-21-510B	1				
21-520	1	DRUM, DIRECT			
BV01-21-530C	1				

1930 AUTOMATIC TRANSMISSION CLUTCHES & PLANETARY GEARS (2/2)



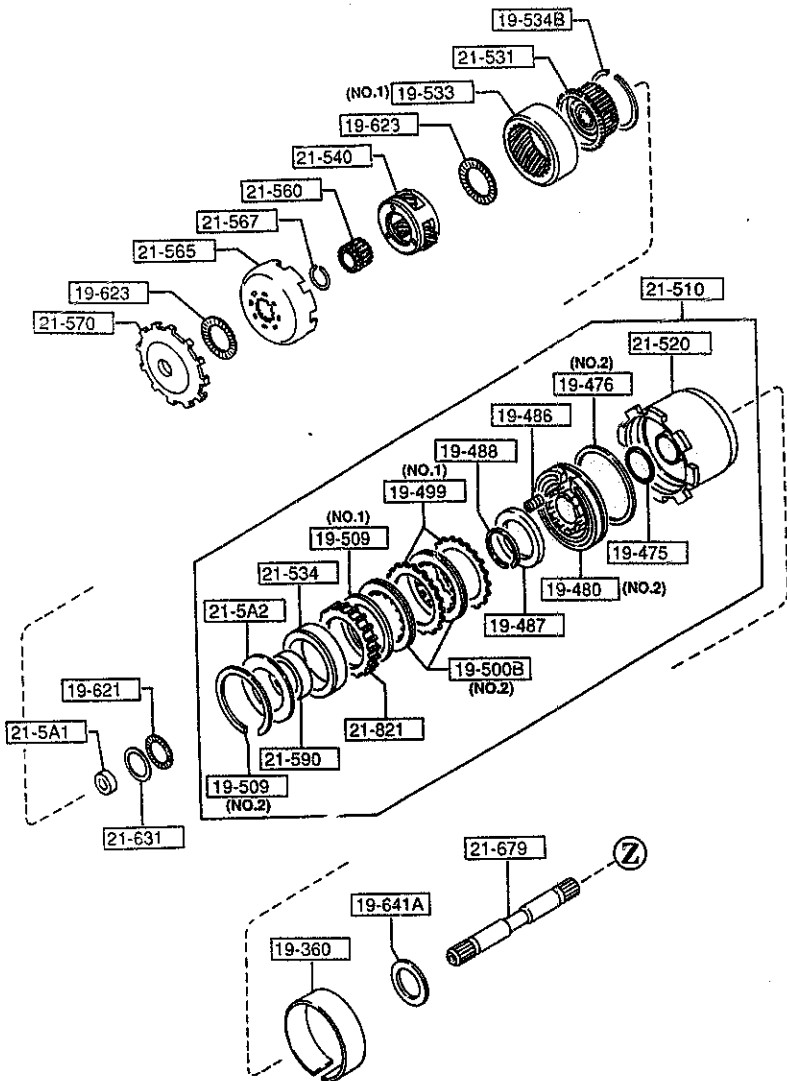
PART NO.	QTY	MODEL/RESTRICTION	MODEL/RESTRICTION	MODEL/RESTRICTION	FROM TO
21-531		HUB, O/DRIVE CLUTCH			
BV01-21-536	1				
21-534		RACE, OUTER-ONE WAY CLUTCH			
BV01-21-534	1				
21-540		CARRIER, OVER DRIVE			
BV01-21-540B	1				
21-560		GEAR, OVER DRIVE			
BV01-21-560	1				
21-565		CONNECTING, SHELL			
BU03-21-565	1				
21-567		RING, SNAP			
BU03-21-567	1				
21-570		SUPPORT, CENTER			
BV01-21-570A	1				
21-590		CLUTCH, ONE WAY			
BV01-21-533	1				
21-631		RACE, BRG. HUB CLUTCH			
BU01-21-631	1	L=1.2MM			
BU01-21-632	1	L=1.4MM			
BU01-21-633	1	L=1.6MM			
BU01-21-634	1	L=1.8MM			
BU01-21-635	1	L=2.0MM			
BU01-21-636	1	L=2.2MM			
21-679		SHAFT, INTERMEDIATE			
BU01-21-679	1				
21-821		PLATE, RETAINING			

AUNA06

CAT. AUNA06-03

1998-07

1930 AUTOMATIC TRANSMISSION CLUTCHES & PLANETARY GEARS (1/2)



1930 -7 * AUTOMATIC TRANSMISSION CLUTCHES & PLANETARY GEARS

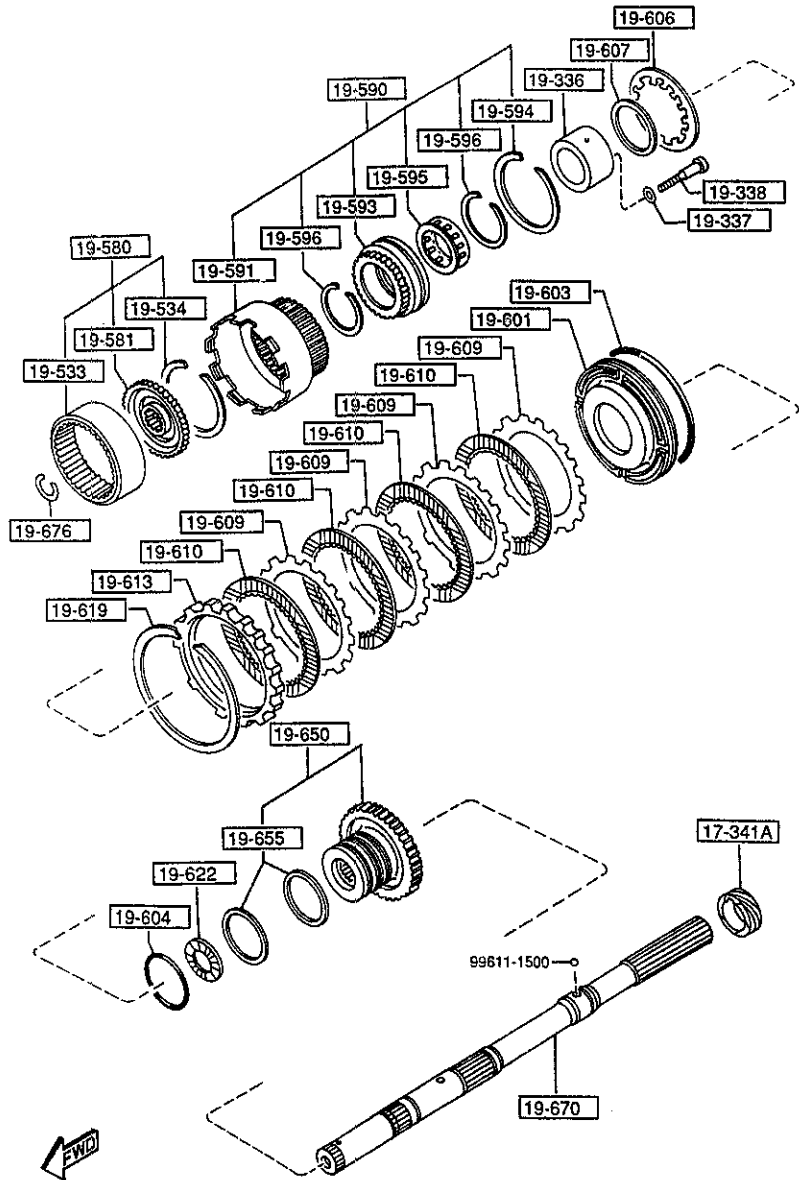
PART NO.	QTY	MODEL/RESTRICTION	MODEL/RESTRICTION	MODEL/RESTRICTION	FROM-TO
CONT'D BV01-21-821A	1				

AUNA06

CAT. AUNA06-03

1998-07

1940 AUTOMATIC TRANSMISSION GOVERNOR, LOW & REVERSE PISTON



PART NO.	QTY	MODEL/RESTRICTION	MODEL/RESTRICTION	MODEL/RESTRICTION	FROM-10
17-341A		GEAR, SPEEDO. DRIVE			
1281-17-341	1				
19-336		RACE, INNER			
0338-19-336	1				
19-337		WASHER, PLAIN			
0338-19-337	8				
19-338		BOLT			
0338-19-338	8				
19-533		GEAR, INTERNAL			
0338-19-533A	2				
19-534		RING, SNAP			
0338-19-534	1				
19-580		FLANGE			
0338-19-580	1				
19-581		FLANGE, DRIVE			
0338-19-581	1				
19-590		DRUM, CONNECTING			
0338-19-590	1				
19-591		DRUM, CONNECTING			
0338-19-591	1				
19-593		RACE, OUTER			
0338-19-593	1				
19-594		RING, SNAP			
0338-19-594	1				
19-595		CLUTCH, ONE WAY			
0338-19-595	1				
19-596		RING, SNAP			
0338-19-596	2				

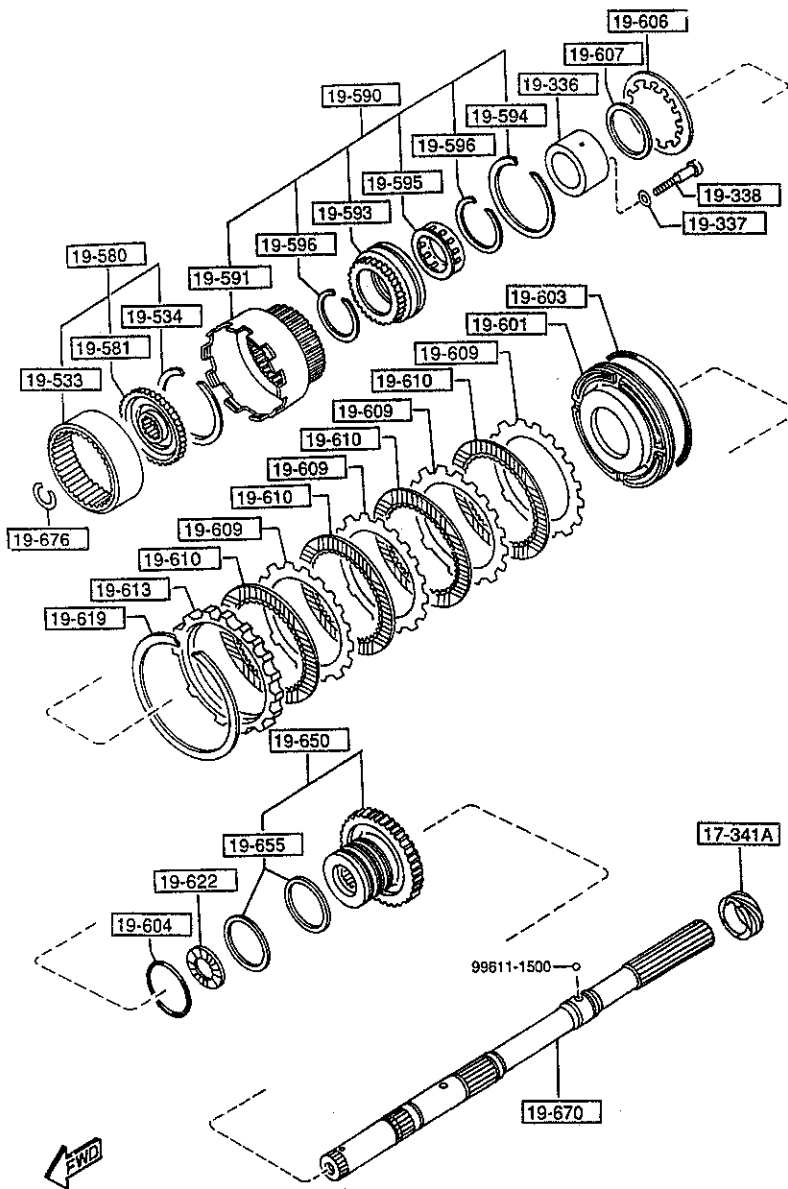
AUNA06

CAT. AUNA06-03

1998-07

1940 AUTOMATIC TRANSMISSION GOVERNOR, LOW & REVERSE PISTON

1940 -2 AUTOMATIC TRANSMISSION GOVERNOR, LOW & REVERSE PISTON



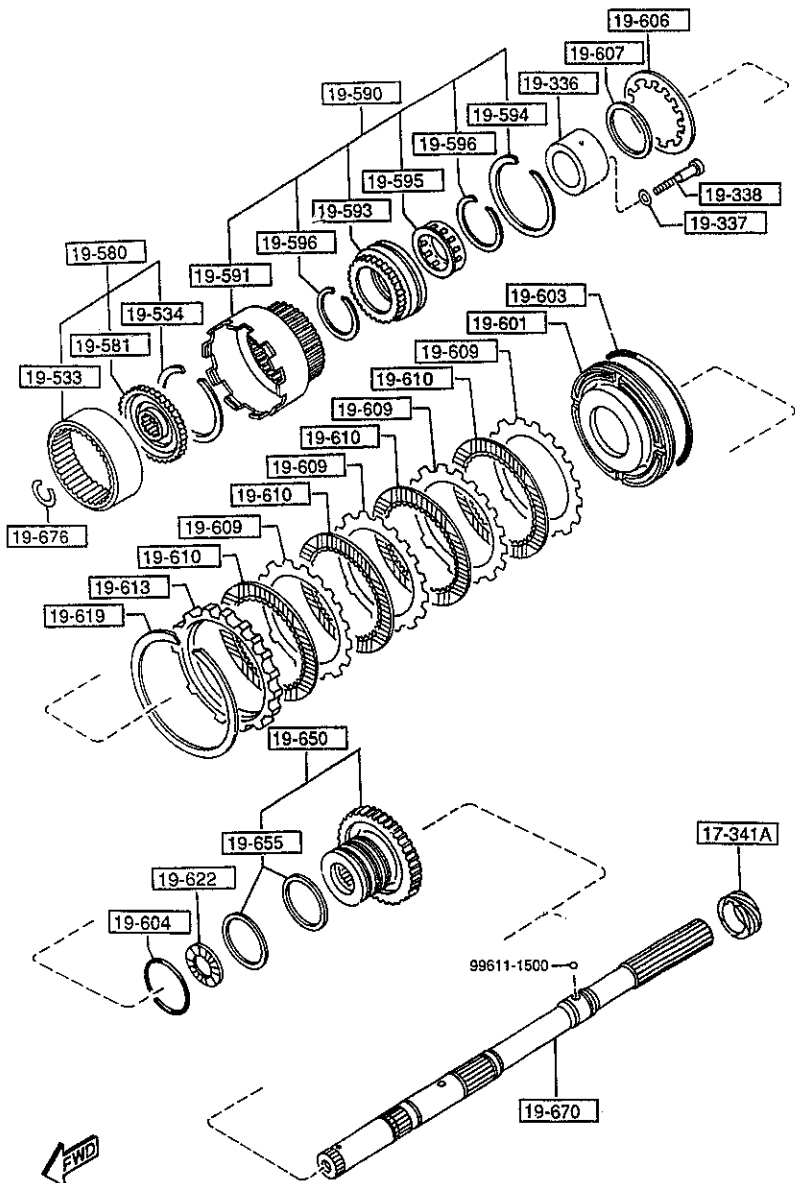
PART NO.	QTY	MODEL/RESTRICTION	MODEL/RESTRICTION	MODEL/RESTRICTION	FROM-TO
19-601		PISTON,LOW & REVERSE			
BT08-19-600	1				
19-603		SEAL,PISTON			
0338-19-603	1				
19-604		SEAL, O-RING			
0338-19-604	1				
19-606		SPRING,PISTON			
0338-19-606	1				
19-607		RING, SNAP			
0338-19-607	1				
19-609		PLATE,DRIVEN			
0338-19-609	4				
19-610		PLATE,DRIVE			
BU17-19-610	4				
19-613		PLATE,RETAINING			
0338-19-613A	1	T=11.8MM			
0338-19-614A	1	T=12MM			
0338-19-615A	1	T=12.2MM			
0338-19-616A	1	T=12.4MM			
0338-19-617A	1	T=12.6MM			
0338-19-618A	1	T=12.8MM			
19-619		RING, SNAP			
0338-19-619	1				
19-622		BEARING,NEEDLE			
BU91-19-622	1	D=34.7MM			
FT01-19-622	1	D=33.8MM			

AUNA06

CAT. AUNA0 -03

1998-07

1940 AUTOMATIC TRANSMISSION GOVERNOR, LOW & REVERSE PISTON

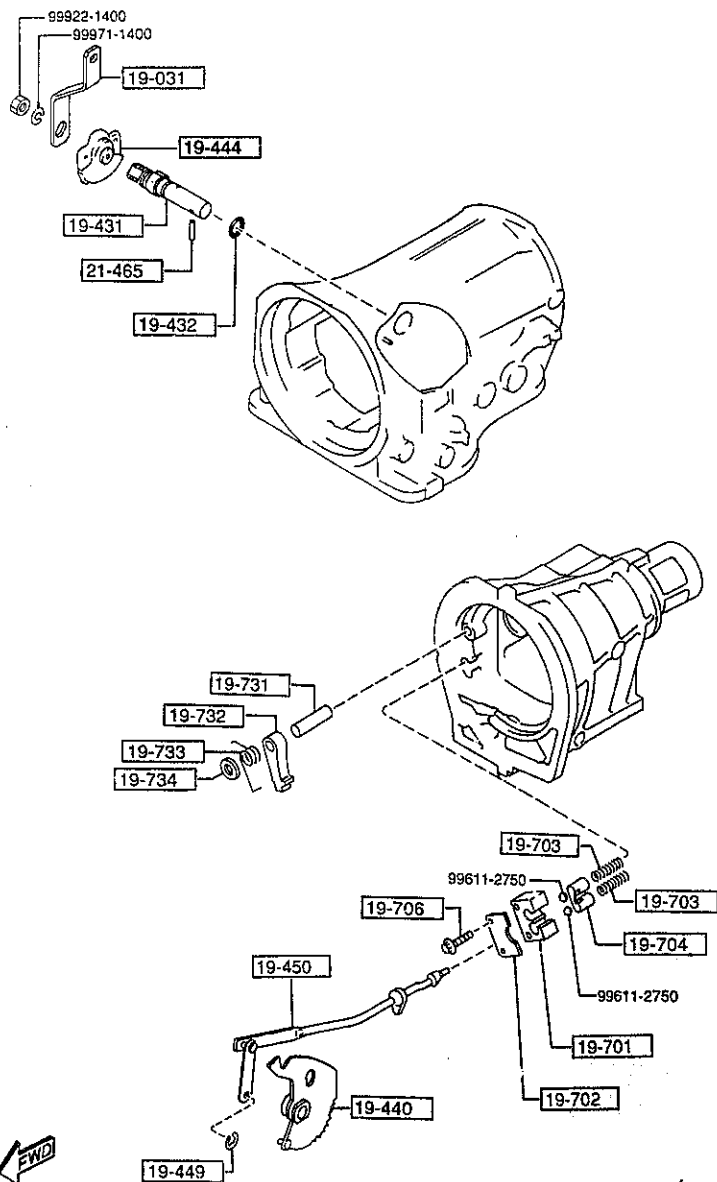


1940 -3 * AUTOMATIC TRANSMISSION GOVERNOR, LOW & REVERSE PISTON

PART NO.	QTY	MODEL/RESTRICTION	MODEL/RESTRICTION	MODEL/RESTRICTION	FROM-TO
19-650		DISTRIBUTOR, OIL			
BV01-19-650	1				
19-655		RING, SEAL			
BV01-19-655	2				
19-670		SHAFT			
BU55-19-670	1				
19-676		RING			
0338-19-676	1				

1950 -1 AUTOMATIC TRANSMISSION MANUAL LINKAGE SYSTEM

1950 AUTOMATIC TRANSMISSION MANUAL LINKAGE SYSTEM



PART NO.	QTY	MODEL/RESTRICTION	MODEL/RESTRICTION	MODEL/RESTRICTION	FROM-TO
19-031		LEVER, SELECT			
BU55-19-031	1				
19-431		SHAFT, MANUAL			
BU67-19-431	1				
19-432		RING, '0'			
0338-19-432	1				
19-440		PLATE, MANUAL			
BU56-19-440	1				
19-444		SWITCH, INHIBITOR			
N451-19-444	1				
19-449		RING, SNAP			
0338-19-449	1				
19-450		ROD, PARKING			
BU17-19-450	1				
19-701		SUPPORTER, ACTUATOR			
BU17-19-701	1				
19-702		PLATE, RETAINING			
0338-19-702A	1				
19-703		SPRING, BALL PARK			
BU17-19-703	2				
19-704		RETAINER			
BU17-19-704	1				
19-706		BOLT			
0338-19-706	1				
19-731		SHAFT, PARKING PAWL			
0338-19-731	1				
19-732		PAWL, PARKING			
BU17-19-732	1				

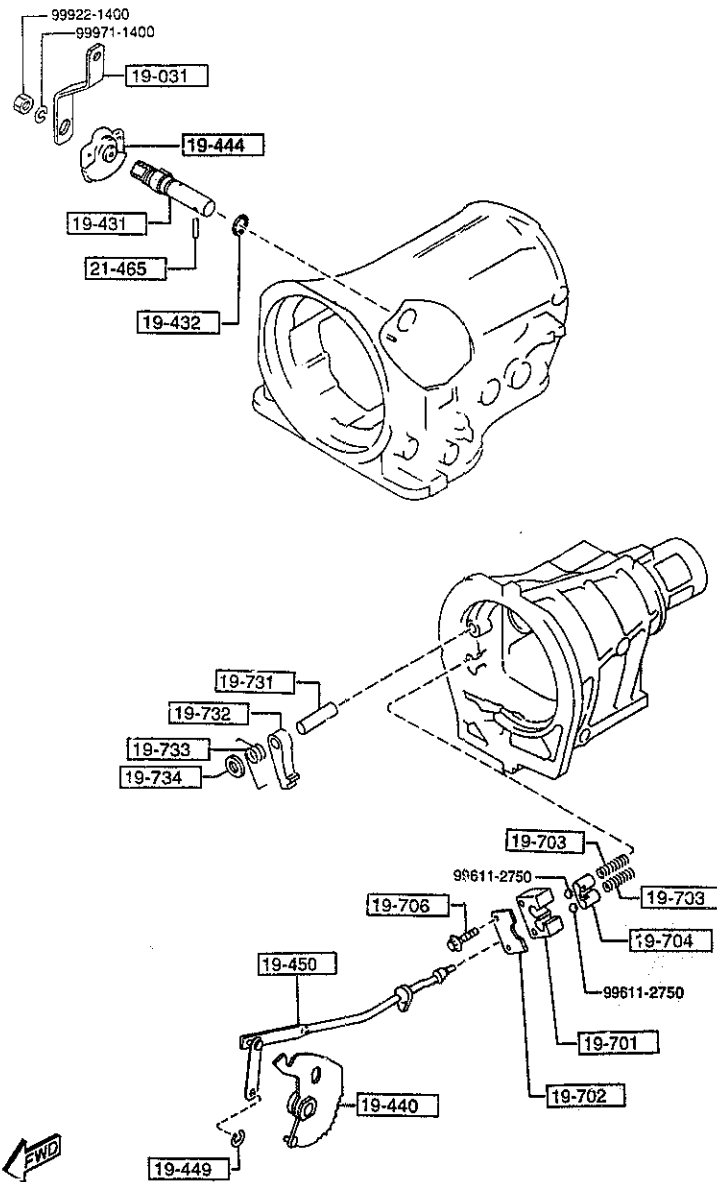
AUNA06

CAT. AUNA06-03

1938-07

1950 -2 * AUTOMATIC TRANSMISSION MANUAL LINKAGE SYSTEM

1950 AUTOMATIC TRANSMISSION MANUAL LINKAGE SYSTEM



PART NO.	QTY	MODEL/RESTRICTION	MODEL/RESTRICTION	MODEL/RESTRICTION	FROM TO
19-733		SPRING, PAWL RETURN			
0338-19-733C	1				
19-734		SPACER, DOWEL			
0338-19-734A	1				
21-465		FIN, SPRING-PARKING ROD			
BU67-21-465	1				

AUNA06

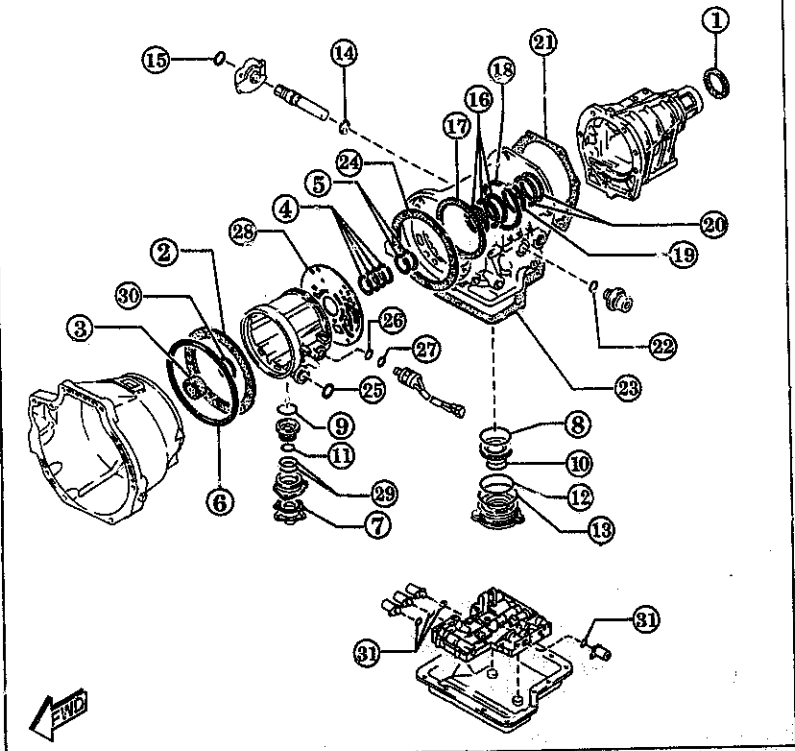
CAT. AUNA06-03

1998-07

1960 AUTOMATIC TRANSMISSION GASKET & SEAL KIT

22-900

- 1-SEAL, OIL..... (1)
- 2-GASKET, OIL PUMP..... (1)
- 3-SEAL, OIL..... (1)
- 4-RING, SEAL..... (4)
- 5-RING, SEAL..... (2)
- 6-SEAL, CUT RING..... (1)
- 7-GASKET..... (1)
- 8-SEAL, PISTON..... (1)
- 9-SEAL, PISTON..... (1)
- 10-SEAL, PISTON..... (1)
- 11-SEAL, PISTON..... (1)
- 12-SEAL, LATHE CUT..... (1)
- 13-RING, "O"..... (1)
- 14-RING, "O"..... (1)
- 15-RING, "O"..... (1)
- 16-SEAL, "O" RING..... (3)
- 17-SEAL, LATHE CUT..... (1)
- 18-SEAL, PISTON..... (1)
- 19-SEAL, "O" RING..... (1)
- 20-RING, SEAL..... (2)
- 21-GASKET, EXTENTION..... (1)
- 22-SEAL, "O" RING..... (1)
- 23-GASKET, OIL PAN..... (1)
- 24-GASKET, DRUM SUPPORT..... (1)
- 25-RING, "O"..... (1)
- 26-RING, "O"..... (1)
- 27-RING, "O"..... (1)
- 28-GASKET, O/DRIVE CASE..... (1)
- 29-RING, "O"..... (2)
- 30-RING, "O"..... (1)
- 31-RING, "O"..... (4)



PART NO.	QTY	MODEL/RESTRICTION	MODEL/RESTRICTION	MODEL/RESTRICTION	FROM-TO
22-900		GASKET & SEAL KIT			
N451-22-900	1				